

# UQCRB antibody

Catalog Number: 116634

## Product name

UQCRB antibody

IP: 1:200-1:2000

IHC: 1:20-1:200

## Specificity

Human, Mouse, Rat; other species not tested.

## Antibody description

UQCRB Rabbit Polyclonal antibody. Positive WB detected in human heart tissue, HeLa cells. Positive IP detected in mouse heart tissue. Positive IHC detected in human breast cancer tissue, human kidney tissue. Observed molecular weight by Western-blot: 14 kDa

## Preparation

This antibody was obtained by immunization of UQCRB recombinant protein (Accession Number: NM\_006294). Purification method: Antigen affinity purified.

## Formulation

PBS with 0.1% sodium azide and 50% glycerol pH 7.3.

## Storage

Store at -20°C. DO NOT ALIQUOT

## Clonality

Polyclonal

## Ig Type

Rabbit IgG

## Applications


ELISA, WB, IHC, IP

## Dilutions

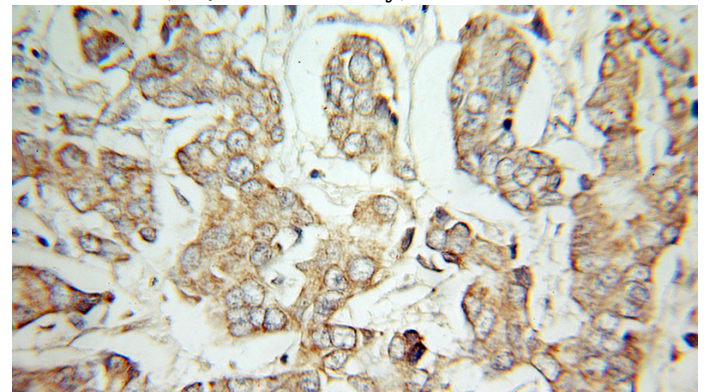
Recommended Dilution:

WB: 1:200-1:1000

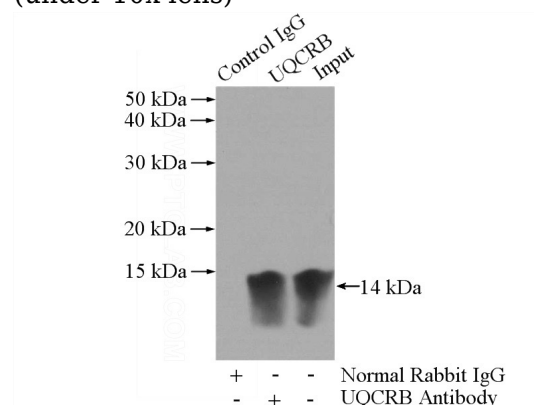
## Validations



human heart tissue were subjected to SDS PAGE followed by western blot with Catalog No:116634(UQCRB antibody) at dilution of 1:400



Immunohistochemical of paraffin-embedded human breast cancer using Catalog No:116634(UQCRB antibody) at dilution of 1:100 (under 10x lens)



IP Result of anti-UQCRB (IP:Catalog No:116634,

# UQCRB antibody



Catalog Number: 116634

---

3ug; Detection:Catalog No:116634 1:600) with mouse heart tissue lysate 3200ug.