

Anti-CD32b/Fc gamma RIIB/FCGR2B antibody



Catalog Number: 102634

Product name

Anti-CD32b/Fc gamma RIIB/FCGR2B antibody

Immunogen

[Human CD32b/Fc gamma RIIB/FCGR2B \(His Tag\) recombinant protein](#)

Specificity

Human CD32b / FCGR2B

Has cross-reactivity in ELISA with Human CD64; Human CD16b

No cross-reactivity in ELISA with Human CD32a; Human CD16a; Mouse FCGR2B

Antibody description

Rabbit monoclonal to CD32b/Fc gamma RIIB/FCGR2B

Preparation

This antibody was obtained from a rabbit immunized with purified, recombinant Human CD32b extracellular domain (rh CD32b; Ala 46-Pro 217; NP_001002274.1).

Formulation

0.2 µm filtered solution in PBS with 5% trehalose

Storage

This antibody can be stored at 2°C-8°C for one month without detectable loss of activity. Antibody products are stable for twelve months from date of receipt when stored at -20°C to -80°C.

Preservative-Free.

Sodium azide is recommended to avoid contamination (final concentration 0.05%-0.1%). It is toxic to cells and should be disposed of properly. Avoid repeated freeze-thaw cycles.

Clonality

Monoclonal

Ig Type

Rabbit IgG

Applications

ELISA, WB, IHC-P, FCM


Dilutions

WB: 10-20 µg/ml

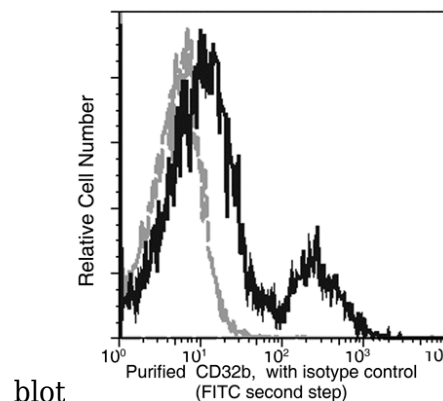
IHC-P: 0.5-5 µg/mL

FCM: 0.5-2 µg/Test

Validations



CD32b / FCGR2B Antibody, Rabbit MAb, Western



CD32b / FCGR2B Antibody, Rabbit MAb, Flow cytometric

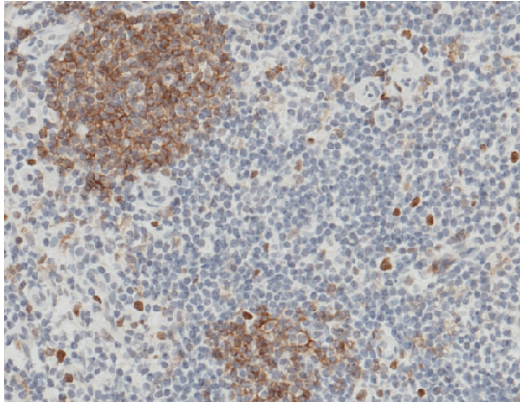
Flow cytometric analysis of CD32b expression on human lymphocytes. Human peripheral blood lymphocytes were stained with Human CD32b Monoclonal Ab (10259-R110, 1 µg/test), then a

Anti-CD32b/Fc gamma RIIB/FCGR2B antibody



Catalog Number: 102634

FITC-conjugated second step antibody. The histogram were derived from the gated events based on light scattering characteristics of lymphocytes.



CD32b / FCGR2B Antibody, Rabbit MAb, Immunohistochemistry

Immunohistochemical staining of formalin fixed, paraffin-embedded human lymphonode showing membrane staining of B cells and some other mononuclear cell (0.5 μ g/mL).