

ASNS antibody

Catalog Number: 108234

Product name

ASNS antibody

IP: 1:200-1:2000

IF: 1:20-1:200

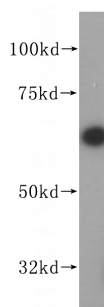
Specificity

Human, Mouse, Rat; other species not tested.

Antibody description

ASNS Rabbit Polyclonal antibody. Positive WB detected in Jurkat cells, HeLa cells. Positive IP detected in HeLa cells. Positive IF detected in SH-SY5Y cells. Observed molecular weight by Western-blot: 55-64 kDa

Validations



Preparation

This antibody was obtained by immunization of ASNS recombinant protein (Accession Number: NM_133436). Purification method: Antigen affinity purified.

Jurkat cells were subjected to SDS PAGE followed by western blot with Catalog No:108234(ASNS antibody) at dilution of 1:500

Formulation

PBS with 0.02% sodium azide and 50% glycerol pH 7.3.

Storage

Store at -20°C. DO NOT ALIQUOT

Clonality

Polyclonal

Ig Type

Rabbit IgG

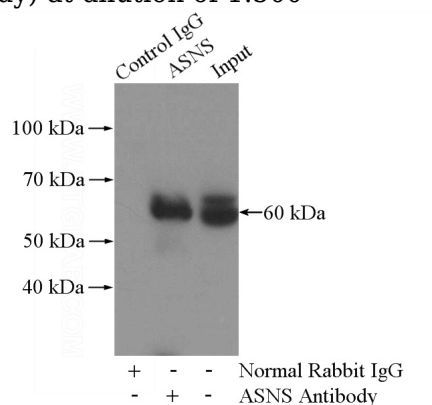
Applications

ELISA, WB, IP, IF

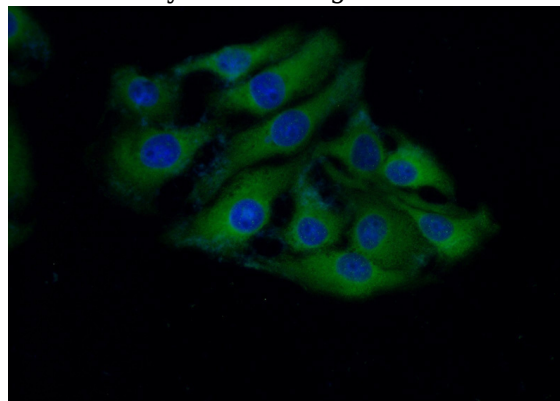
Dilutions

Recommended Dilution:

WB: 1:500-1:5000



IP Result of anti-ASNS (IP:Catalog No:108234, 4ug; Detection:Catalog No:108234 1:500) with HeLa cells lysate 1200ug.



Immunofluorescent analysis of (-20oc Ethanol) fixed SH-SY5Y cells using Catalog

ASNS antibody



Catalog Number: 108234

No:108234(ASNS Antibody) at dilution of 1:100

and Alexa Fluor 488-conjugated AffiniPure Goat
Anti-Rabbit IgG(H+L)