

Cytokeratin 8 antibody

Catalog Number: 107234

Product name

Cytokeratin 8 antibody

Specificity

Human; other species not tested.

Antibody description

Cytokeratin 8 Mouse Monoclonal antibody. Positive IHC detected in human stomach tissue, human stomach cancer tissue. Positive WB detected in A549 cells. Observed molecular weight by Western-blot: 54 kDa

Preparation

This antibody was obtained by immunization of Peptide (Accession Number: NM_002273). Purification method: Protein A purified.

Formulation

PBS with 0.02% sodium azide and 50% glycerol pH 7.3.

Storage

Store at -20°C. DO NOT ALIQUOT

Clonality

Monoclonal

Ig Type

Mouse IgG3

Applications

ELISA, WB, IHC


Dilutions

Recommended Dilution:

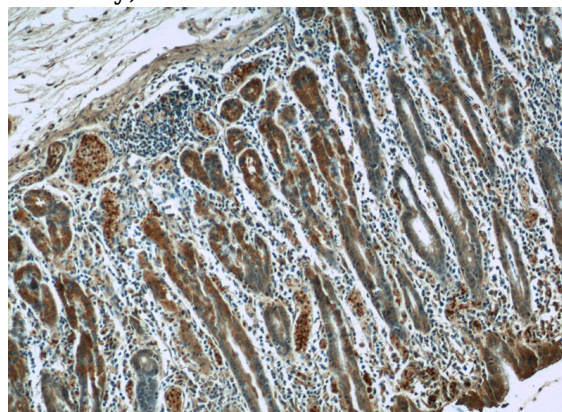
WB: 1:500-1:5000

IHC: 1:20-1:200

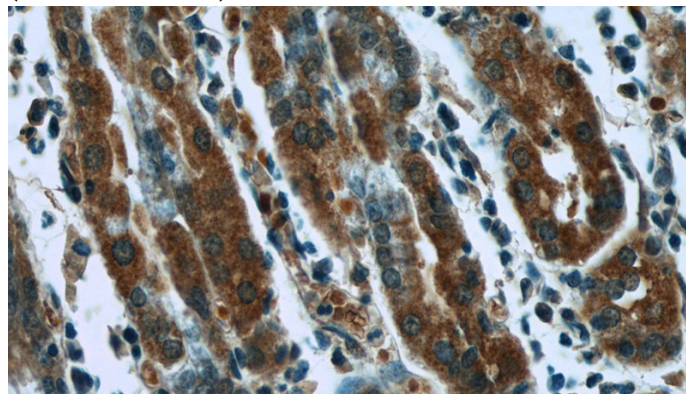
Validations



A549 cells were subjected to SDS PAGE followed by western blot with Catalog No:107234(KRT8 Antibody) at dilution of 1:1000



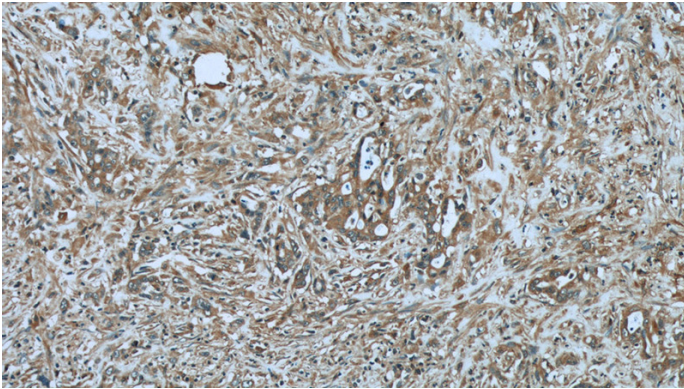
Immunohistochemistry of paraffin-embedded human stomach tissue slide using Catalog No:107234(KRT8 Antibody) at dilution of 1:50 (under 10x lens)



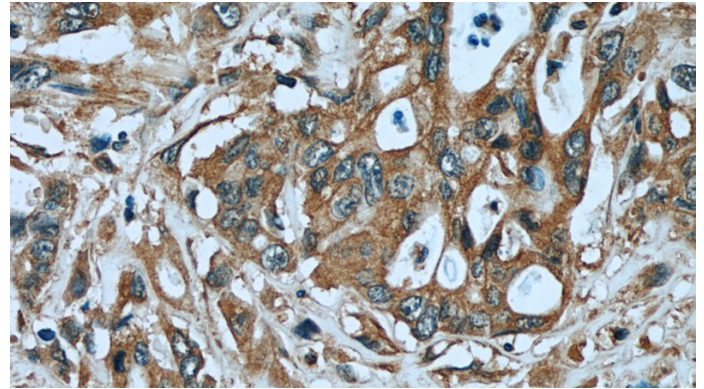
Immunohistochemistry of paraffin-embedded human stomach tissue slide using Catalog No:107234(KRT8 Antibody) at dilution of 1:50 (under 40x lens)

Cytokeratin 8 antibody

Catalog Number: 107234



Immunohistochemistry of paraffin-embedded human stomach cancer tissue slide using Catalog No:107234(KRT8 Antibody) at dilution of 1:50 (under 10x lens)



Immunohistochemistry of paraffin-embedded human stomach cancer tissue slide using Catalog No:107234(KRT8 Antibody) at dilution of 1:50 (under 40x lens)