

DHX57 antibody

Catalog Number: 109934

Product name

DHX57 antibody

IHC: 1:20-1:200

IF: 1:50-1:500

Specificity

Human; other species not tested.

Antibody description

DHX57 Rabbit Polyclonal antibody. Positive IF detected in HeLa cells. Positive IHC detected in human testis tissue. Positive WB detected in HeLa cells, HEK-293 cells. Observed molecular weight by Western-blot: 150 kDa

Preparation

This antibody was obtained by immunization of DHX57 recombinant protein (Accession Number: NM_198963). Purification method: Antigen affinity purified.

Formulation

PBS with 0.1% sodium azide and 50% glycerol pH 7.3.

Storage

Store at -20°C. DO NOT ALIQUOT

Clonality

Polyclonal

Ig Type

Rabbit IgG

Applications


ELISA, WB, IHC, IF

Dilutions

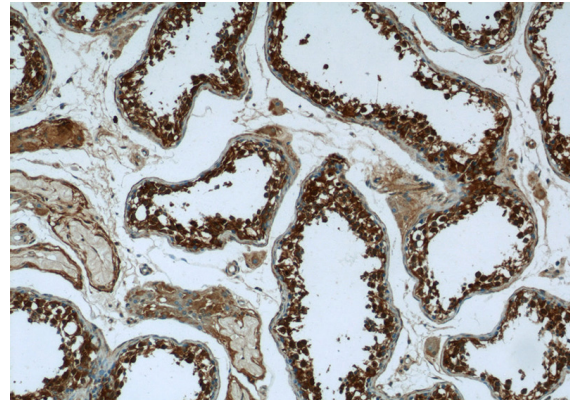
Recommended Dilution:

WB: 1:500-1:5000

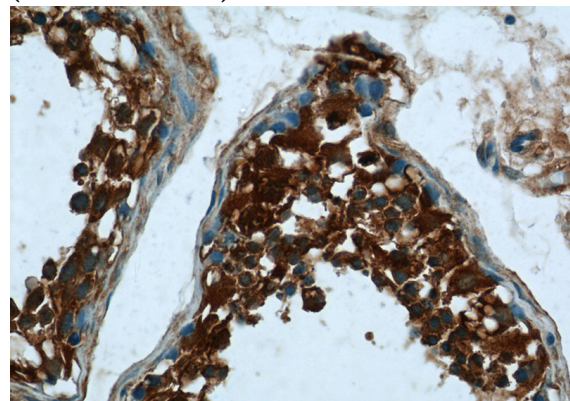
Validations



HeLa cells were subjected to SDS PAGE followed by western blot with Catalog No:109934(DHX57 Antibody) at dilution of 1:1000



Immunohistochemistry of paraffin-embedded human testis tissue slide using Catalog No:109934(DHX57 Antibody) at dilution of 1:50 (under 10x lens)

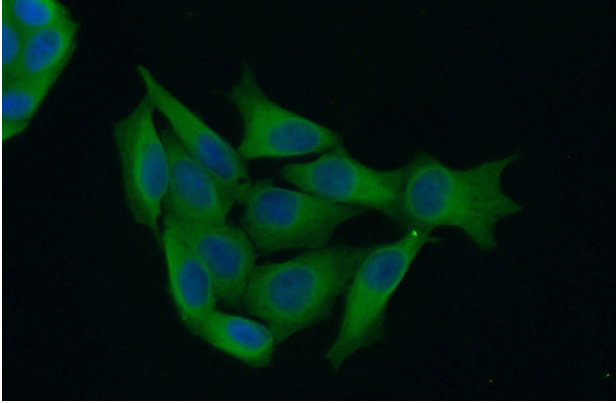


Immunohistochemistry of paraffin-embedded

DHX57 antibody

Catalog Number: 109934

human testis tissue slide using Catalog No:109934(DHX57 Antibody) at dilution of 1:50 (under 40x lens)



Immunofluorescent analysis of (10% Formaldehyde) fixed HeLa cells using Catalog No:109934(DHX57 Antibody) at dilution of 1:50 and Alexa Fluor 488-conjugated AffiniPure Goat Anti-Rabbit IgG(H+L)