

p130Cas antibody



Catalog Number: 113534

Product name

p130Cas antibody

IP: 1:200-1:2000

IHC: 1:20-1:200

Specificity

Human, Mouse, Rat; other species not tested.

IF: 1:10-1:100

Antibody description

p130Cas Rabbit Polyclonal antibody. Positive IP detected in RAW 264.7 cells. Positive WB detected in A431 cells, COLO 320 cells. Positive IF detected in Hela cells. Positive IHC detected in human colon cancer tissue. Observed molecular weight by Western-blot: 116 kDa

Validations



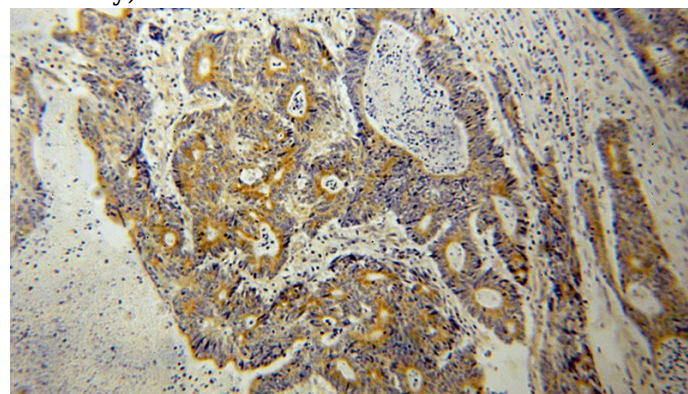
Preparation

This antibody was obtained by immunization of p130Cas recombinant protein (Accession Number: NM_014567). Purification method: Antigen affinity purified.

A431 cells were subjected to SDS PAGE followed by western blot with Catalog No:113534(BCAR1 antibody) at dilution of 1:800

Formulation

PBS with 0.02% sodium azide and 50% glycerol pH 7.3.



Storage

Store at -20°C. DO NOT ALIQUOT

Clonality

Polyclonal

Ig Type

Rabbit IgG

Applications

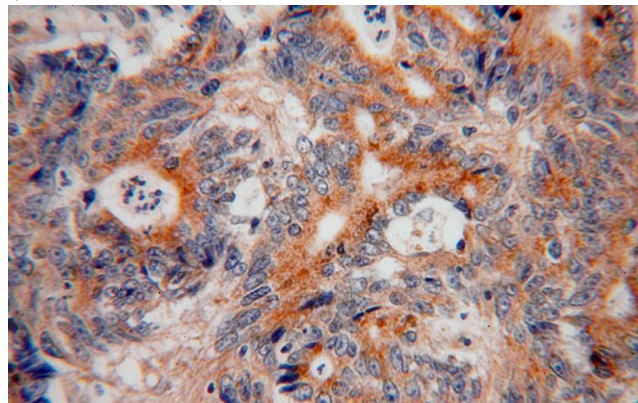
ELISA, WB, IHC, IF, IP

Dilutions

Recommended Dilution:

WB: 1:500-1:5000

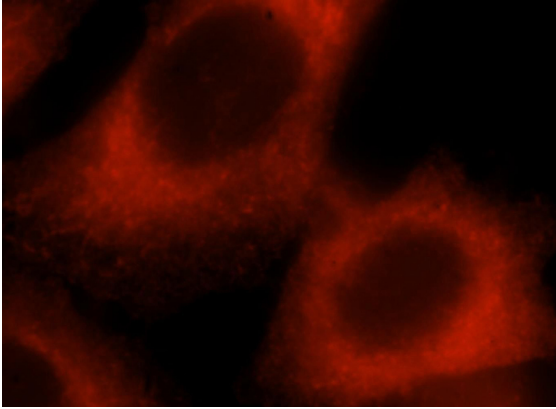
Immunohistochemical of paraffin-embedded human colon cancer using Catalog No:113534(BCAR1 antibody) at dilution of 1:100 (under 10x lens)



p130Cas antibody

Catalog Number: 113534

Immunohistochemical of paraffin-embedded human colon cancer using Catalog No:113534(BCAR1 antibody) at dilution of 1:100 (under 40x lens)



Immunofluorescent analysis of Hela cells, using

BCAR1 antibody Catalog No:113534 at 1:25 dilution and Rhodamine-labeled goat anti-rabbit

