

MFSD8 antibody

Catalog Number: 112534

Product name

MFSD8 antibody

Specificity

Human, Mouse; other species not tested.

Antibody description

MFSD8 Rabbit Polyclonal antibody. Positive IHC detected in human brain tissue. Positive WB detected in mouse liver tissue. Observed molecular weight by Western-blot: 55-60 kDa

Preparation

This antibody was obtained by immunization of MFSD8 recombinant protein (Accession Number: NM_001371596). Purification method: Antigen affinity purified.

Formulation

PBS with 0.1% sodium azide and 50% glycerol pH 7.3.

Storage

Store at -20°C. DO NOT ALIQUOT

Clonality

Polyclonal

Ig Type

Rabbit IgG

Applications

ELISA, WB, IHC

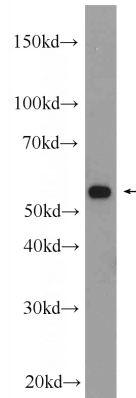
Dilutions

Recommended Dilution:

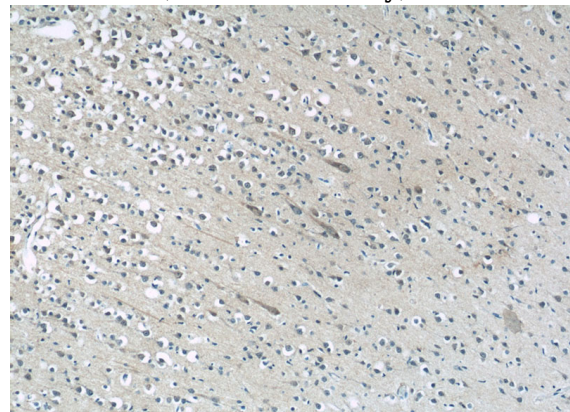
WB: 1:500-1:5000

IHC: 1:20-1:200

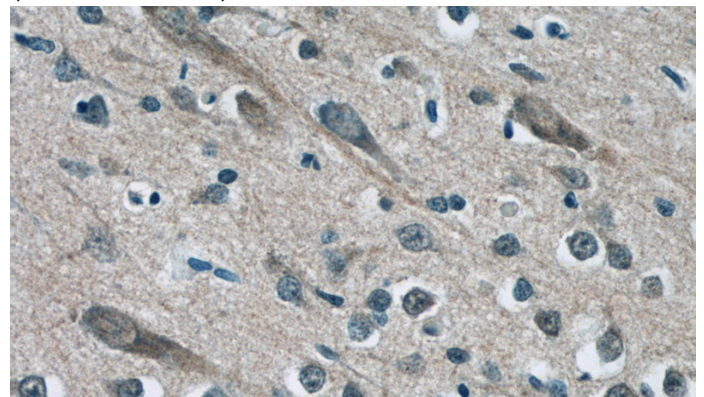
Validations



mouse liver tissue were subjected to SDS PAGE followed by western blot with Catalog No:112534(MFSD8 Antibody) at dilution of 1:1000



Immunohistochemistry of paraffin-embedded human brain tissue slide using Catalog No:112534(MFSD8 Antibody) at dilution of 1:50 (under 10x lens)



Immunohistochemistry of paraffin-embedded human brain tissue slide using Catalog No:112534(MFSD8 Antibody) at dilution of 1:50 (under 40x lens)