

CD68 antibody

Catalog Number: 109134

Product name

CD68 antibody

Specificity

Human, Mouse; other species not tested.

Antibody description

CD68 Rabbit Polyclonal antibody. Positive IHC detected in human tonsillitis tissue, human liver cancer tissue. Positive FC detected in RAW 264.7 cells.

Preparation

This antibody was obtained by immunization of CD68 recombinant protein (Accession Number: NM_001251). Purification method: Antigen affinity purified.

Formulation

PBS with 0.1% sodium azide and 50% glycerol pH 7.3.

Storage

Store at -20°C. DO NOT ALIQUOT

Clonality

Polyclonal

Ig Type

Rabbit IgG

Applications

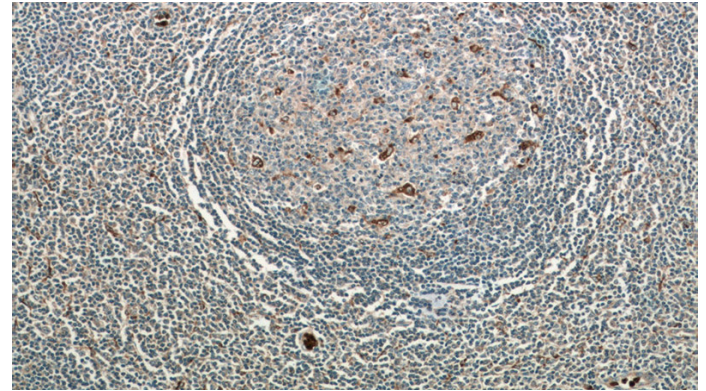
ELISA, IHC, FC

Dilutions

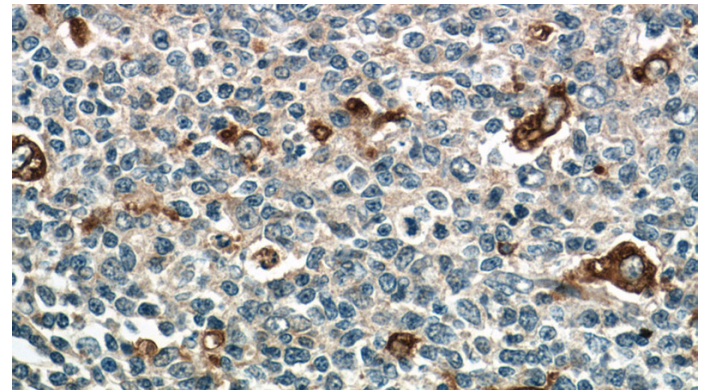
Recommended Dilution:

IHC: 1:20-1:200

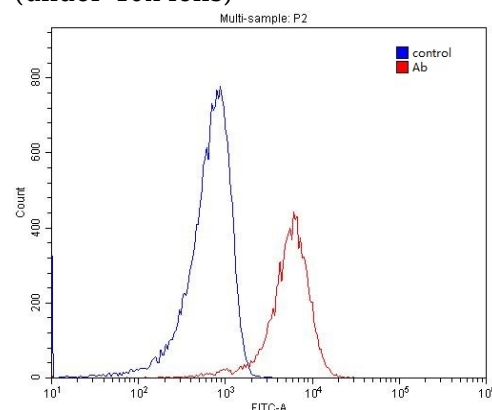
Validations



Immunohistochemistry of paraffin-embedded human tonsillitis tissue slide using Catalog No:109134(CD68 Antibody) at dilution of 1:50 (under 10x lens)



Immunohistochemistry of paraffin-embedded human tonsillitis tissue slide using Catalog No:109134(CD68 Antibody) at dilution of 1:50 (under 40x lens)



1X10⁶ RAW 264.7 cells were stained with 0.2ug CD68 antibody (Catalog No:109134, red) and control antibody (blue). Fixed with 4% PFA blocked with 3% BSA (30 min). Alexa Fluor 488-conjugated AffiniPure Goat Anti-Rabbit IgG(H+L) with dilution 1:1500.