

SF3A2 antibody

Catalog Number: 115134

Product name

SF3A2 antibody

Specificity

human, mouse, rat; other species not tested.

Antibody description

SF3A2 Rabbit Polyclonal antibody. Positive WB detected in NIH/3T3 cells, HeLa cells. Positive IHC detected in human endometrial cancer. Observed molecular weight by Western-blot: 66kd

Preparation

This antibody was obtained by immunization of SF3A2 recombinant protein (Accession Number: NM_007165). Purification method: Antigen affinity purified.

Formulation

PBS with 0.02% sodium azide and 50% glycerol pH 7.3.

Storage

Store at -20°C. DO NOT ALIQUOT

Clonality

Polyclonal

Ig Type

Rabbit IgG

Applications

ELISA, WB, IHC

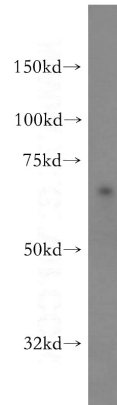
Dilutions

Recommended Dilution:

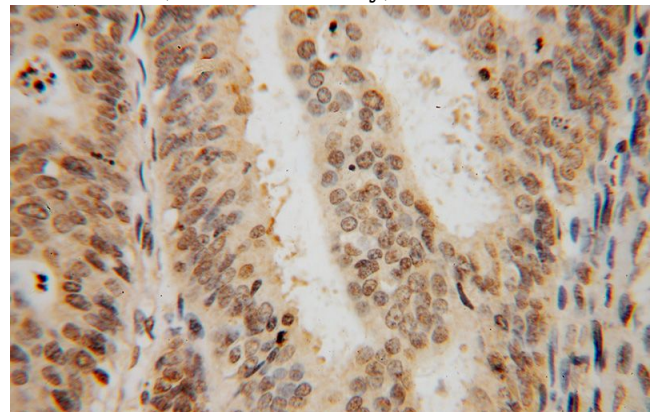
WB: 1:500-1:5000

IHC: 1:20-1:200

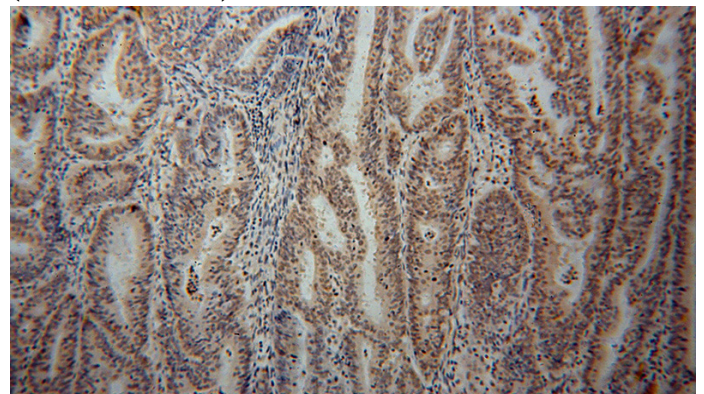
Validations



NIH/3T3 cells were subjected to SDS PAGE followed by western blot with Catalog No:115134(SF3A2 antibody) at dilution of 1:400



Immunohistochemical of paraffin-embedded human endometrial cancer using Catalog No:115134(SF3A2 antibody) at dilution of 1:50 (under 40x lens)



Immunohistochemical of paraffin-embedded human endometrial cancer using Catalog No:115134(SF3A2 antibody) at dilution of 1:50 (under 10x lens)