

Neurotrophin 4 antibody



Catalog Number: 113134

Product name

Neurotrophin 4 antibody

WB: 1:500-1:5000

IP: 1:200-1:1000

Specificity

Human, Mouse, Rat; other species not tested.


IHC: 1:20-1:200

IF: 1:10-1:100

Antibody description

Neurotrophin 4 Rabbit Polyclonal antibody. Positive IP detected in A431 cells. Positive WB detected in A431 cells, PC-3 cells, SH-SY5Y cells. Positive IHC detected in human testis tissue. Positive IF detected in PC-3 cells, SH-SY5Y cells. Observed molecular weight by Western-blot: 28 kDa

Validations



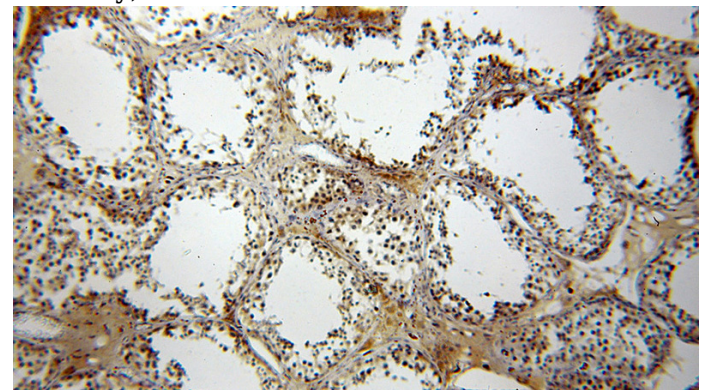
Preparation

This antibody was obtained by immunization of Neurotrophin 4 recombinant protein (Accession Number: NM_006179). Purification method: Antigen affinity purified.

A431 cells were subjected to SDS PAGE followed by western blot with Catalog No:113134(NTF4 antibody) at dilution of 1:300

Formulation

PBS with 0.02% sodium azide and 50% glycerol pH 7.3.



Storage

Store at -20°C. DO NOT ALIQUOT

Clonality

Polyclonal

Ig Type

Rabbit IgG

Applications

ELISA, WB, IHC, IF, IP

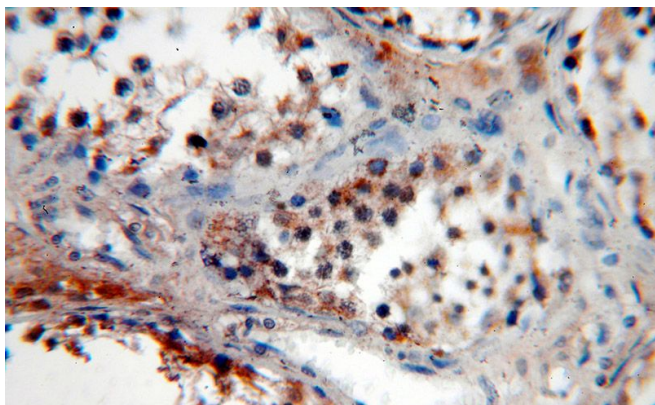
Dilutions

Recommended Dilution:

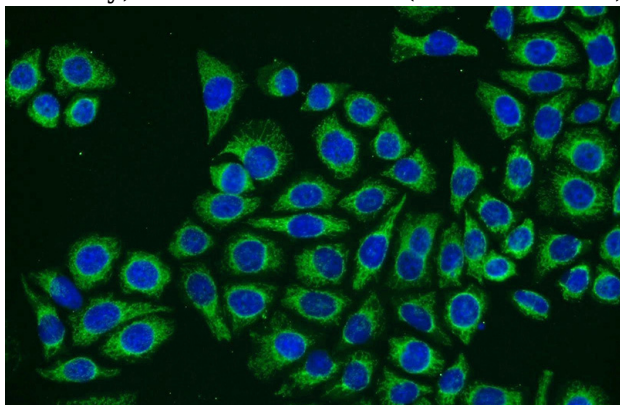
Immunohistochemical of paraffin-embedded human testis using Catalog No:113134(NTF4 antibody) at dilution of 1:100 (under 10x lens)

Neurotrophin 4 antibody

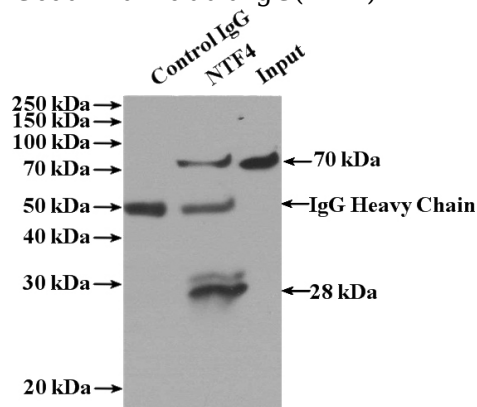
Catalog Number: 113134



Immunohistochemical of paraffin-embedded human testis using Catalog No:113134(NTF4 antibody) at dilution of 1:100 (under 40x lens)



Immunofluorescent analysis of PC-3 cells using Catalog No:113134(NTF4 Antibody) at dilution of 1:25 and Alexa Fluor 488-conjugated AffiniPure Goat Anti-Rabbit IgG(H+L)



IP Result of anti-NTF4 (IP:Catalog No:113134, 4ug; Detection:Catalog No:113134 1:300) with A431 cells lysate 2800ug.