

# Anti-STAT3 (5G6) Mouse antibody



Catalog Number: 168434

## Product name

Anti-STAT3 (5G6) Mouse antibody

## Specificity

Human, Mouse, Monkey

## Antibody description

STAT3 (5G6) Mouse monoclonal antibody

## Preparation

Antigen: Purified recombinant fragment of human STAT3 expressed in E. Coli.

## Formulation

Ascitic fluid containing 0.03% sodium azide.

## Storage

Store at 4°C short term. Store at -20°C long term. Avoid freeze / thaw cycle.

## Clonality

Monoclonal

## Ig Type

Mouse IgG1

## Applications

WB, IHC-P, ICC/IF

## Dilutions

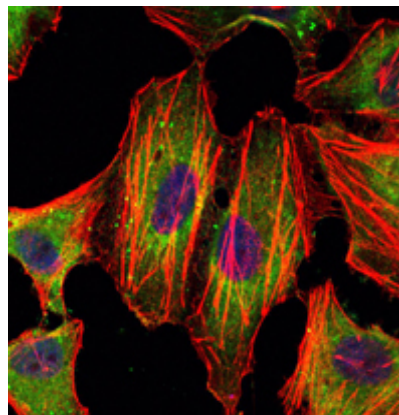
WB: 1/500 - 1/2000

IHC: 1/200 - 1/1000

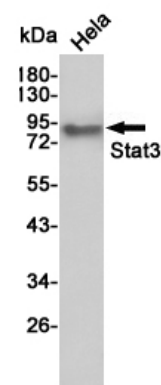
ICC: 1/200 - 1/1000

ELISA: 1/10000

## Validations

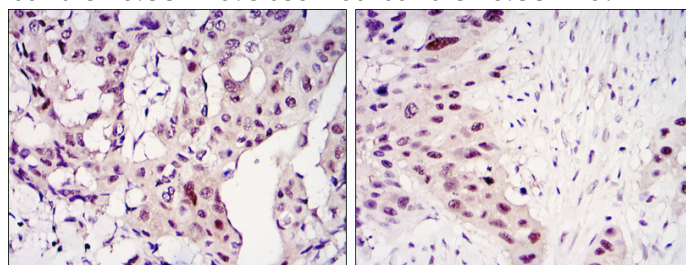


Immunofluorescence analysis of HeLa cells using



STAT3 mouse mAb (green). Blue

Western blot detection of Stat3 in HeLa cell lysates using Stat3 mouse mAb (1:1000 diluted). Predicted band size: 88KDa. Observed band size: 88KDa.



Immunohistochemical analysis of paraffin-embedded mammary cancer tissues (left) and lung cancer tissues (right) using STAT3 mouse mAb with DAB staining.