

# OSBPL9 antibody



Catalog Number: 113434

## Product name

OSBPL9 antibody

Recommended Dilution:

WB: 1:200-1:2000

## Immunogen

IHC: 1:20-1:200

[Human OSBPL9 Recombinant protein \(GST tag\)](#)


## Validations

## Specificity

human, mouse; other species not tested.

## Antibody description

OSBPL9 Rabbit Polyclonal antibody. Positive WB detected in human brain tissue, mouse lung tissue, human testis tissue. Positive IHC detected in human testis. Observed molecular weight by Western-blot: 90kd



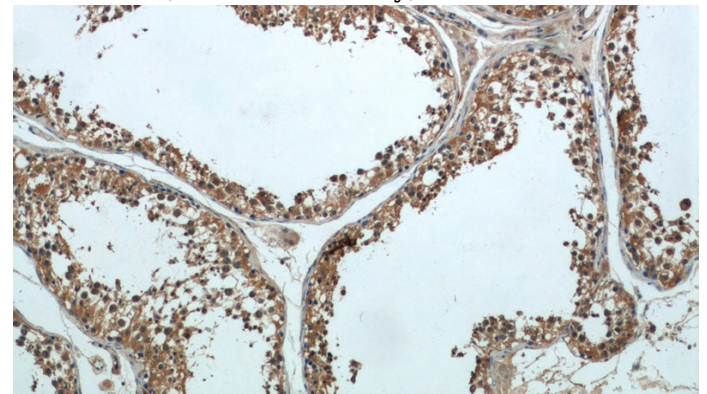
## Preparation

This antibody was obtained by immunization of OSBPL9 recombinant protein (Accession Number: XM\_017000219). Purification method: Antigen affinity purified.

human brain tissue were subjected to SDS PAGE followed by western blot with Catalog No:113434(OSBPL9 antibody) at dilution of 1:300

## Formulation

PBS with 0.02% sodium azide and 50% glycerol pH 7.3.



## Storage

Store at -20°C. DO NOT ALIQUOT

## Clonality

Polyclonal

## Ig Type

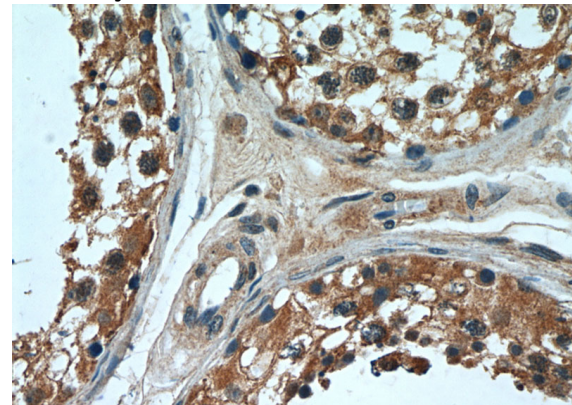
Rabbit IgG

## Applications

ELISA, WB, IHC

## Dilutions

Immunohistochemical of paraffin-embedded human testis using Catalog No:113434(OSBPL9 antibody) at dilution of 1:50 (under 10x lens)



# OSBPL9 antibody



Catalog Number: 113434

---

Immunohistochemical of paraffin-embedded

human testis using Catalog No:113434(OSBPL9 antibody) at dilution of 1:50 (under 40x lens)