

FA2H antibody

Catalog Number: 110434

Product name

FA2H antibody

IHC: 1:20-1:200

Specificity

Human, Mouse, Rat; other species not tested.

Antibody description

FA2H Rabbit Polyclonal antibody. Positive WB detected in human brain tissue, HeLa cells, human stomach tissue, mouse colon tissue, SGC-7901 cells. Positive IHC detected in human colon cancer tissue. Observed molecular weight by Western-blot: 38-43kd

Preparation

This antibody was obtained by immunization of FA2H recombinant protein (Accession Number: NM_024306). Purification method: Antigen affinity purified.

Formulation

PBS with 0.02% sodium azide and 50% glycerol pH 7.3.

Storage

Store at -20°C. DO NOT ALIQUOT

Clonality

Polyclonal

Ig Type

Rabbit IgG

Applications


ELISA, WB, IHC

Dilutions

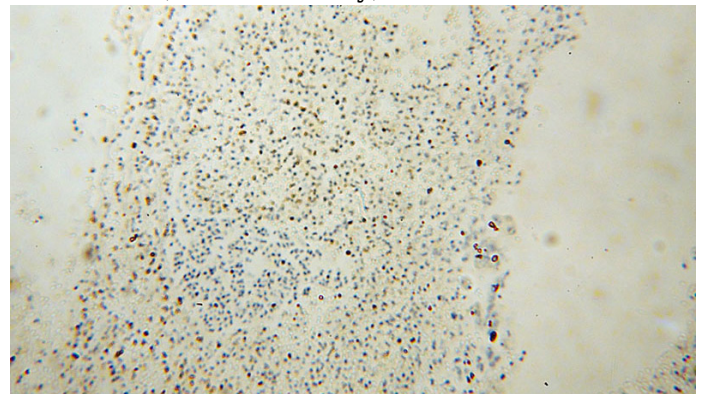
Recommended Dilution:

WB: 1:200-1:2000

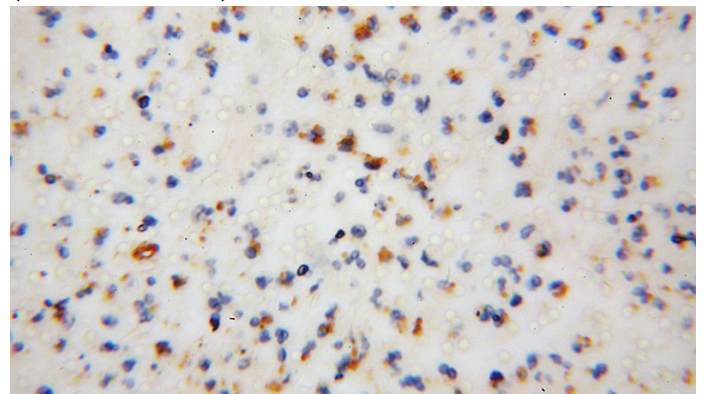
Validations



human brain tissue were subjected to SDS PAGE followed by western blot with Catalog No:110434(FA2H antibody) at dilution of 1:600



Immunohistochemical of paraffin-embedded human colon cancer using Catalog No:110434(FA2H antibody) at dilution of 1:50 (under 10x lens)



Immunohistochemical of paraffin-embedded human colon cancer using Catalog No:110434(FA2H antibody) at dilution of 1:50

FA2H antibody



Catalog Number: 110434

(under 40x lens)