

# APOL4 antibody

Catalog Number: 108034

## Product name

APOL4 antibody

IP: 1:1000-1:10000

IF: 1:20-1:200


## Specificity

Mouse, Human; other species not tested.

## Validations

## Antibody description

APOL4 Rabbit Polyclonal antibody. Positive IF detected in HepG2 cells. Positive IP detected in HepG2 cells. Positive WB detected in human placenta tissue, HepG2 cells. Observed molecular weight by Western-blot: 50-52 kDa



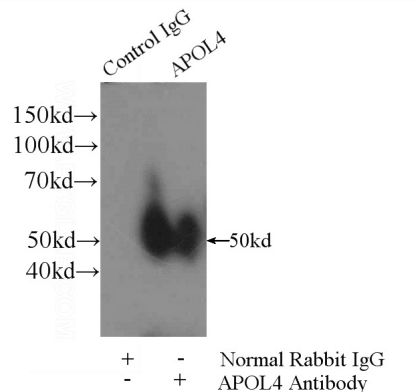
## Preparation

This antibody was obtained by immunization of APOL4 recombinant protein (Accession Number: NM\_145661). Purification method: Antigen affinity purified.

human placenta tissue were subjected to SDS PAGE followed by western blot with Catalog No:108034(APOL4 Antibody) at dilution of 1:2000

## Formulation

PBS with 0.1% sodium azide and 50% glycerol pH 7.3.



## Storage

Store at -20°C. DO NOT ALIQUOT

IP Result of anti-APOL4 (IP:Catalog No:108034, 4ug; Detection:Catalog No:108034 1:2000) with HepG2 cells lysate 4000ug.

## Clonality

Polyclonal

## Ig Type

Rabbit IgG

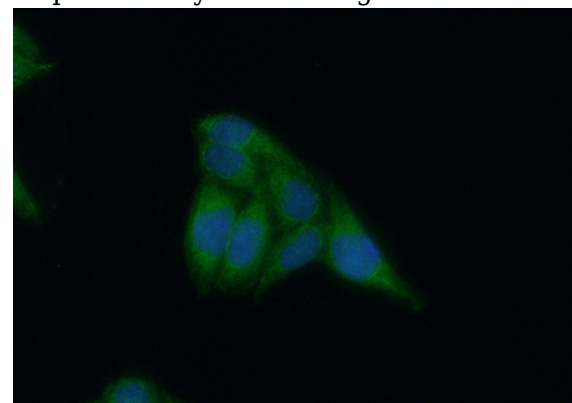
## Applications

ELISA, IP, WB, IF

## Dilutions

Recommended Dilution:

WB: 1:1000-1:10000



Immunofluorescent analysis of (10% Formaldehyde) fixed HepG2 cells using Catalog

# APOL4 antibody



Catalog Number: 108034

---

No:108034(APOL4 Antibody) at dilution of 1:50

and Alexa Fluor 488-conjugated AffiniPure Goat  
Anti-Rabbit IgG(H+L)