

Caspase 9/p35/p10 antibody



Catalog Number: 107034

Product name

Caspase 9/p35/p10 antibody

IP: 1:200-1:2000

IHC: 1:20-1:200

Specificity

Human, Mouse; other species not tested.

Antibody description

Caspase 9/p35/p10 Mouse Monoclonal antibody. Positive IHC detected in human pancreas tissue. Positive IP detected in HeLa cells. Positive WB detected in HeLa cells. Observed molecular weight by Western-blot: 46 kDa, 36 kDa

Preparation

This antibody was obtained by immunization of Caspase 9/p35/p10 recombinant protein (Accession Number: NM_001229). Purification method: Protein A purified.

Formulation

PBS with 0.02% sodium azide and 50% glycerol pH 7.3.

Storage

Store at -20°C. DO NOT ALIQUOT

Clonality

Monoclonal

Ig Type

Mouse IgG2b

Applications


ELISA, WB, IHC, IP

Dilutions

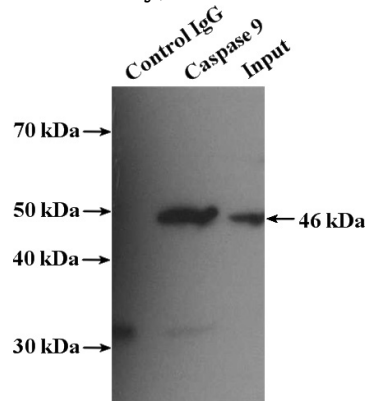
Recommended Dilution:

WB: 1:500-1:5000

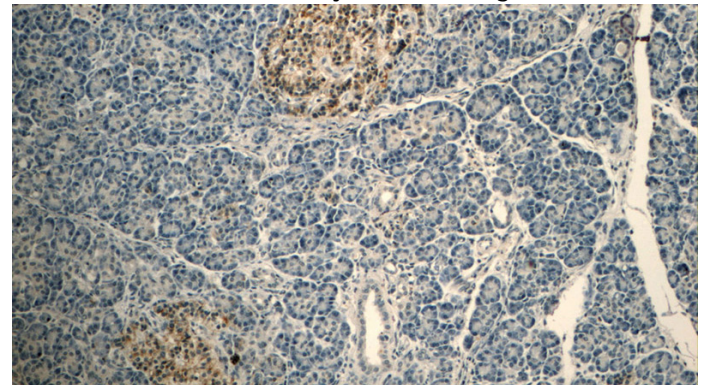
Validations



HeLa cells were subjected to SDS PAGE followed by western blot with Catalog No:107034(Caspase 9 Antibody) at dilution of 1:1000



IP Result of anti-Caspase 9 (IP:Catalog No:107034, 5ug; Detection:Catalog No:107034 1:500) with HeLa cells lysate 3200ug.

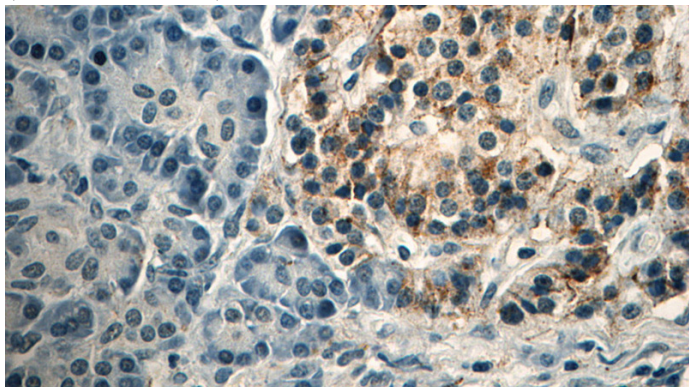


Immunohistochemistry of paraffin-embedded human pancreas tissue slide using Catalog No:107034 antibody.

Caspase 9/p35/p10 antibody

Catalog Number: 107034

No:107034(Caspase 9 Antibody) at dilution of 1:50
(under 10x lens)



Immunohistochemistry of paraffin-embedded
human pancreas tissue slide using Catalog
No:107034(Caspase 9 Antibody) at dilution of 1:50
(under 40x lens)