

Anti-THRA antibody

Catalog Number: 175724

Product name

Anti-THRA antibody

Specificity

Human, Mouse, Rat, Chicken, Pig, Horse, Rabbit, Sheep, Guinea Pig

Antibody description

Rabbit polyclonal antibody to THRA

Preparation

This antigen of this antibody was klh conjugated synthetic peptide derived from human thyroid hormone receptor alpha 81-180/490

Formulation

Liquid, 0.01M TBS(pH7.4) with 1% BSA, 0.03% Proclin300 and 50% Glycerol.

Storage

Store at -20°C for one year. Avoid repeated freeze/thaw cycles. The lyophilized antibody is stable at room temperature for at least one month and for greater than a year when kept at -20°C. When reconstituted in sterile pH 7.4 0.01M PBS or diluent of antibody the antibody is stable for at least two weeks at 2-4°C.

Clonality

Polyclonal

Ig Type

Rabbit IgG

Applications

WB, FC

Dilutions

WB:1:500-2000

FC:1ug/Test

Validations

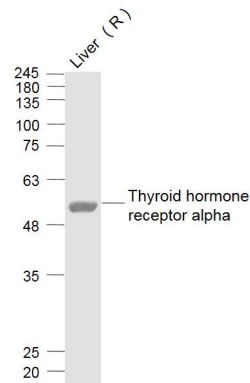


Fig1: Sample:; Liver (Rat) Lysate at 40 ug; Primary: Anti- Thyroid hormone receptor alpha at 1/500 dilution; Secondary: IRDye800CW Goat Anti-Rabbit IgG at 1/20000 dilution; Predicted band size: 55 kD; Observed band size: 55 kD

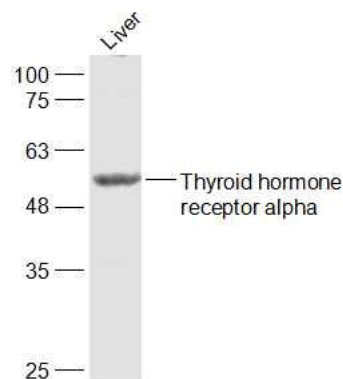
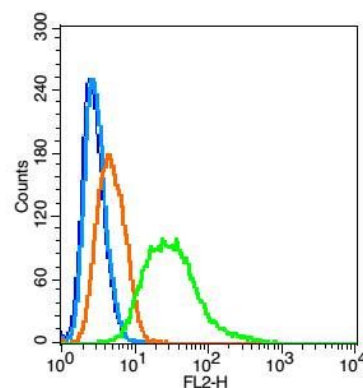


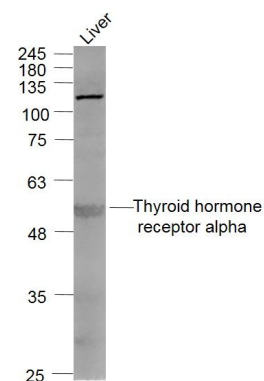
Fig2: Sample:; Liver (Mouse) Lysate at 40 ug; Primary: Anti-Thyroid hormone receptor alpha at 1/1000 dilution; Secondary: IRDye800CW Goat Anti-Rabbit IgG at 1/20000 dilution; Predicted band size: 55 kD; Observed band size: 55 kD



Anti-THRA antibody

Catalog Number: 175724

Fig3: Blank control(blue): Hela(fixed with 2% paraformaldehyde (10 min) , then permeabilized with 90% ice-cold methanol for 30 min on ice).; Primary Antibody:Rabbit Anti- Thyroid hormone receptor alpha antibody , Dilution: 1 μ g in 100 μ L 1X PBS containing 0.5% BSA;; Isotype Control Antibody: Rabbit IgG(orange) ,used under the same conditions);; Secondary Antibody: Goat anti-rabbit IgG-PE(white blue), Dilution: 1:200 in 1 X



PBS containing 0.5% BSA.

Fig4: Sample:; Liver (Mouse) Lysate at 40 ug; Primary: Anti- Thyroid hormone receptor alpha at 1/1000 dilution; Secondary: IRDye800CW Goat Anti-Rabbit IgG at 1/20000 dilution; Predicted band size: 55 kD; Observed band size: 55 kD