

# ST3GAL4 antibody



Catalog Number: 115624

## Product name

ST3GAL4 antibody

## Specificity

human, mouse, rat; other species not tested.

## Antibody description

ST3GAL4 Rabbit Polyclonal antibody. Positive IHC detected in human testis. Positive WB detected in HeLa cells, HEK-293 cells, HepG2 cells, human testis tissue. Observed molecular weight by Western-blot: 50-55kd

## Preparation

This antibody was obtained by immunization of ST3GAL4 recombinant protein (Accession Number: XM\_047427418). Purification method: Antigen affinity purified.

## Formulation

PBS with 0.02% sodium azide and 50% glycerol pH 7.3.

## Storage

Store at -20°C. DO NOT ALIQUOT

## Clonality

Polyclonal

## Ig Type

Rabbit IgG

## Applications

ELISA, WB, IHC

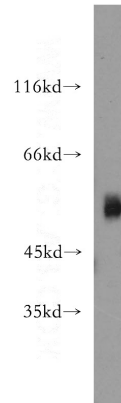
## Dilutions

Recommended Dilution:

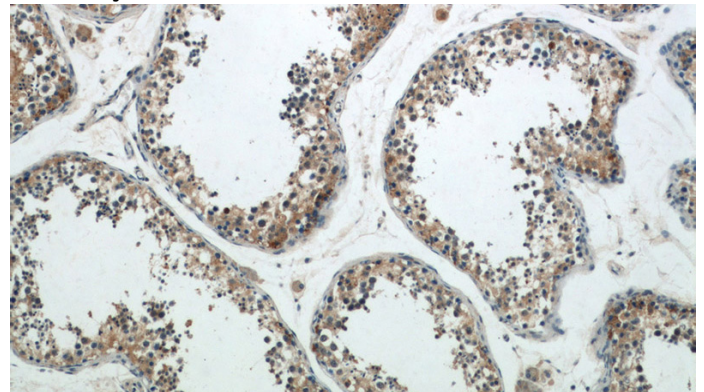
WB: 1:500-1:5000

IHC: 1:20-1:200

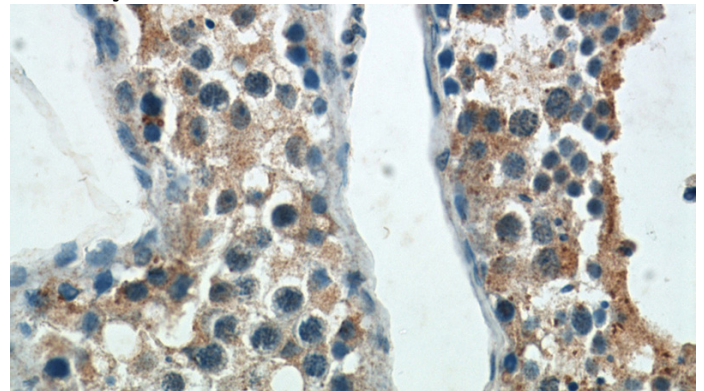
## Validations



HeLa cells were subjected to SDS PAGE followed by western blot with Catalog No:115624(ST3GAL4 antibody) at dilution of 1:300



Immunohistochemical of paraffin-embedded human testis using Catalog No:115624(ST3GAL4 antibody) at dilution of 1:50 (under 10x lens)



Immunohistochemical of paraffin-embedded human testis using Catalog No:115624(ST3GAL4 antibody) at dilution of 1:50 (under 40x lens)