

PDK1 antibody

Catalog Number: 113624

Product name

PDK1 antibody

Specificity

Human, Mouse, Rat; other species not tested.

Antibody description

PDK1 Rabbit Polyclonal antibody. Positive WB detected in mouse liver tissue, HEK-293 cells, NIH/3T3 cells, rat kidney tissue. Positive IHC detected in human heart tissue. Observed molecular weight by Western-blot: 49 kDa

Preparation

This antibody was obtained by immunization of PDK1 recombinant protein (Accession Number: NM_002610). Purification method: Antigen affinity purified.

Formulation

PBS with 0.02% sodium azide and 50% glycerol pH 7.3.

Storage

Store at -20°C. DO NOT ALIQUOT

Clonality

Polyclonal

Ig Type

Rabbit IgG

Applications

ELISA, WB, IHC


Dilutions

Recommended Dilution:

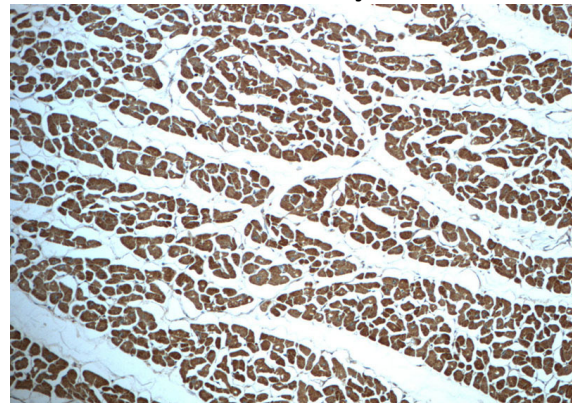
WB: 1:200-1:2000

IHC: 1:20-1:200

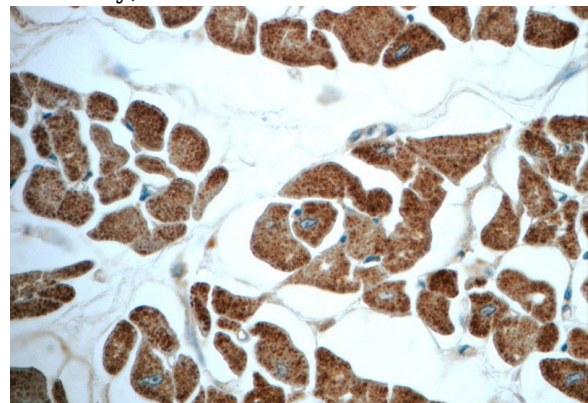
Validations



mouse liver tissue were subjected to SDS PAGE followed by western blot with Catalog No:113624(PDK1 antibody) at dilution of 1:500



Immunohistochemistry of paraffin-embedded human heart slide using Catalog No:113624(PDK1 Antibody) at dilution of 1:50



Immunohistochemistry of paraffin-embedded human heart slide using Catalog No:113624(PDK1 Antibody) at dilution of 1:50