

# HPR Polyclonal Antibody



Catalog Number: 166224

## Product name

HPR Polyclonal Antibody

## Specificity

Human, Mouse

## Antibody description

Polyclonal antibody to HPR

## Preparation

Antigen: Recombinant fusion protein containing a sequence corresponding to amino acids 20-348 of human HPR (NP\_066275.3).

## Formulation

PBS with 0.02% sodium azide, 50% glycerol, pH7.3.

## Storage

Store at -20°C. Avoid freeze / thaw cycles.

## Clonality

Polyclonal

## Ig Type

Rabbit IgG

## Applications

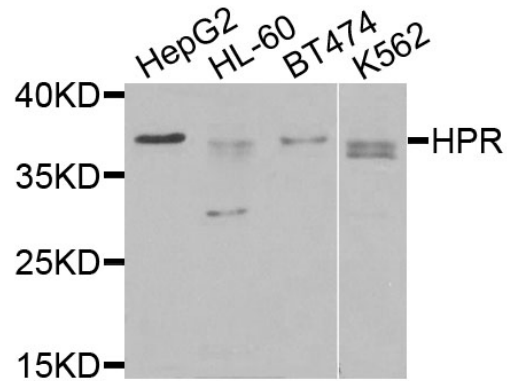
WB, IHC

## Dilutions

WB 1:500 - 1:2000

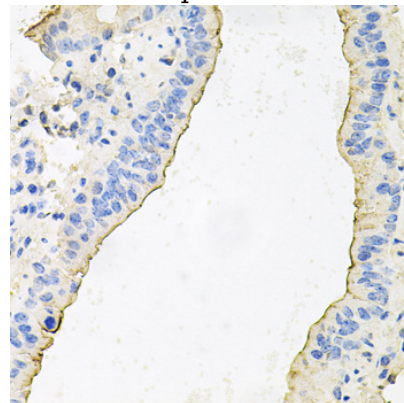
IHC 1:50 - 1:100

## Validations



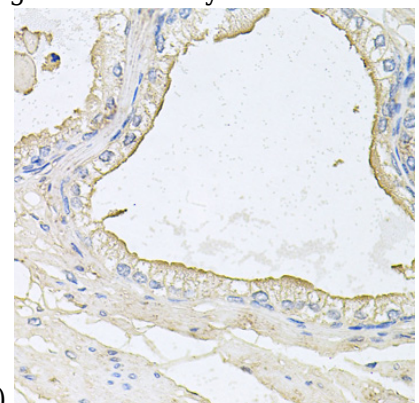
Western blot - HPR Polyclonal Antibody

Western blot analysis of extracts of various cell lines, using HPR antibody at 1:1000 dilution. Secondary antibody: HRP Goat Anti-Rabbit IgG (H+L) at 1:10000 dilution. Lysates/proteins: 25ug per lane. Blocking buffer: 3% nonfat dry milk in TBST. Detection: ECL Basic Kit. Exposure time: 15s.



Immunohistochemistry - HPR Polyclonal Antibody

Immunohistochemistry of paraffin-embedded mouse lung using HPR antibody at dilution of



1:100 (40x lens).

# HPR Polyclonal Antibody



Catalog Number: 166224

---

Immunohistochemistry - HPR Polyclonal Antibody

human prostate using HPR antibody at dilution of 1:100 (40x lens).

Immunohistochemistry of paraffin-embedded