

GDF8/Myostatin antibody



Catalog Number: 110924

Product name

GDF8/Myostatin antibody

WB: 1:200-1:2000

IHC: 1:20-1:200

Specificity

Human, Mouse, Rat; other species not tested.

Antibody description

GDF8/Myostatin Rabbit Polyclonal antibody. Positive IHC detected in human heart tissue, human oesophagus tissue. Positive WB detected in mouse heart tissue, mouse liver tissue, PC-3 cells. Observed molecular weight by Western-blot: 50 kDa

Preparation

This antibody was obtained by immunization of GDF8/Myostatin recombinant protein (Accession Number: NM_005259). Purification method: Antigen affinity purified.

Formulation

PBS with 0.02% sodium azide and 50% glycerol pH 7.3.

Storage

Store at -20°C. DO NOT ALIQUOT

Clonality

Polyclonal

Ig Type

Rabbit IgG

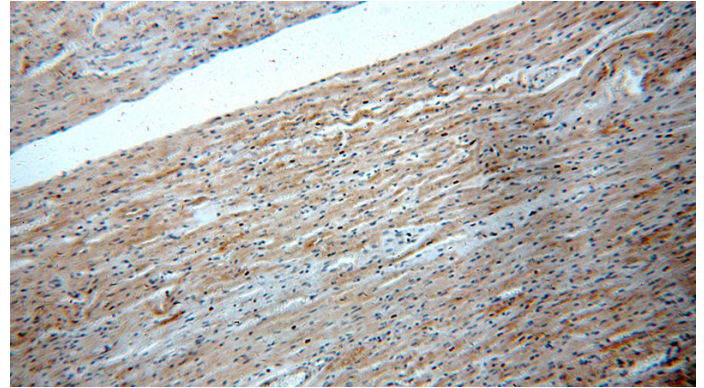
Applications

ELISA, IHC, WB

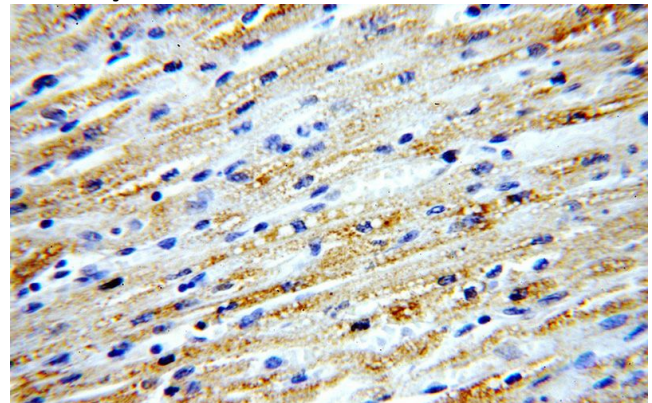
Dilutions

Recommended Dilution:

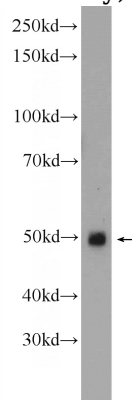
Validations



Immunohistochemical of paraffin-embedded human heart using Catalog No:110924(MSTN antibody) at dilution of 1:50 (under 10x lens)



Immunohistochemical of paraffin-embedded human heart using Catalog No:110924(MSTN antibody) at dilution of 1:50 (under 40x lens)



mouse heart tissue were subjected to SDS PAGE followed by western blot with Catalog No:110924(MSTN Antibody) at dilution of 1:600