

# MEX3C antibody

Catalog Number: 112524

## Product name

MEX3C antibody

IHC: 1:20-1:200

IF: 1:50-1:500

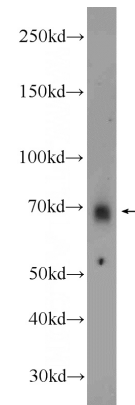
## Specificity

Human, Mouse; other species not tested.

## Validations

## Antibody description

MEX3C Rabbit Polyclonal antibody. Positive IF detected in HeLa cells. Positive IHC detected in human testis tissue. Positive WB detected in HeLa cells, PC-3 cells. Observed molecular weight by Western-blot: 69 kDa



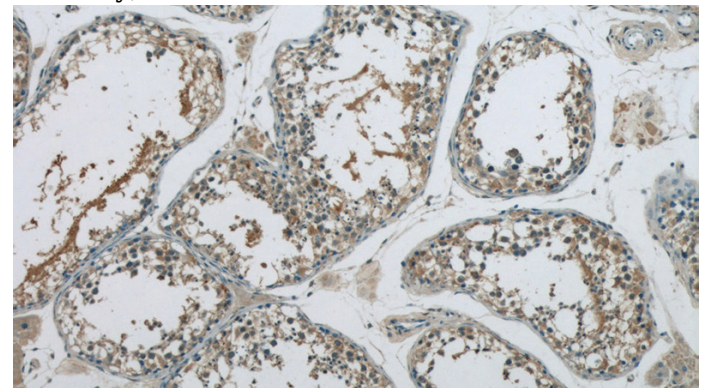
## Preparation

This antibody was obtained by immunization of MEX3C recombinant protein (Accession Number: BC148855). Purification method: Antigen Affinity purified.

HeLa cells were subjected to SDS PAGE followed by western blot with Catalog No:112524(MEX3C antibody) at dilution of 1:1000

## Formulation

PBS with 0.02% sodium azide and 50% glycerol pH 7.3.



## Storage

Store at -20°C. DO NOT ALIQUOT

## Clonality

Polyclonal

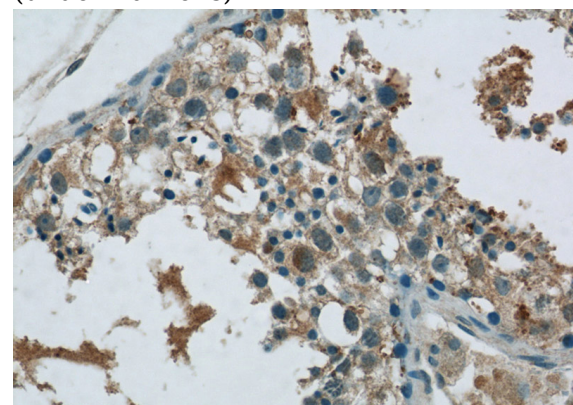
Immunohistochemistry of paraffin-embedded human testis tissue slide using Catalog No:112524(MEX3C Antibody) at dilution of 1:50 (under 10x lens)

## Ig Type

Rabbit IgG

## Applications

ELISA, WB, IHC, IF



## Dilutions

Recommended Dilution:

WB: 1:500-1:5000

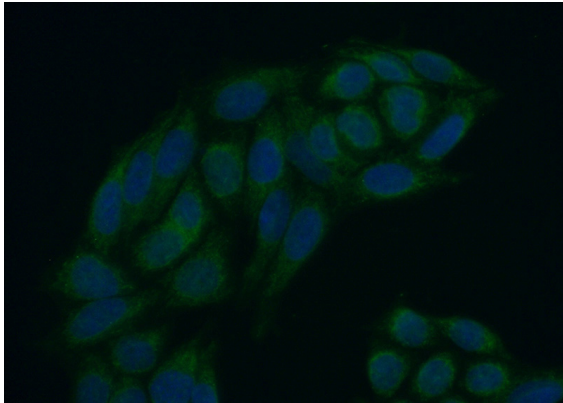
Immunohistochemistry of paraffin-embedded

# MEX3C antibody

Catalog Number: 112524

---

human testis tissue slide using Catalog No:112524(MEX3C Antibody) at dilution of 1:50 (under 40x lens)



Immunofluorescent analysis of (10% Formaldehyde) fixed HeLa cells using Catalog No:112524(MEX3C Antibody) at dilution of 1:50 and Alexa Fluor 488-conjugated AffiniPure Goat Anti-Rabbit IgG(H+L)