

Amyloid beta (A4) precursor protein antibody



Catalog Number: 107124

Product name

Amyloid beta (A4) precursor protein antibody

Specificity

Human, Pig; other species not tested.

Antibody description

Amyloid beta (A4) precursor protein Mouse Monoclonal antibody. Positive IHC detected in human gliomas tissue. Positive WB detected in Y79 cells, HEK-293 cells. Observed molecular weight by Western-blot: 100 kDa

Preparation

This antibody was obtained by immunization of Amyloid beta (A4) precursor protein recombinant protein (Accession Number: BC004369). Purification method: Protein A purified.

Formulation

PBS with 0.02% sodium azide and 50% glycerol pH 7.3.

Storage

Store at -20°C. DO NOT ALIQUOT

Clonality

Monoclonal

Ig Type

Mouse IgG2a

Applications

ELISA, WB, IHC


Dilutions

Recommended Dilution:

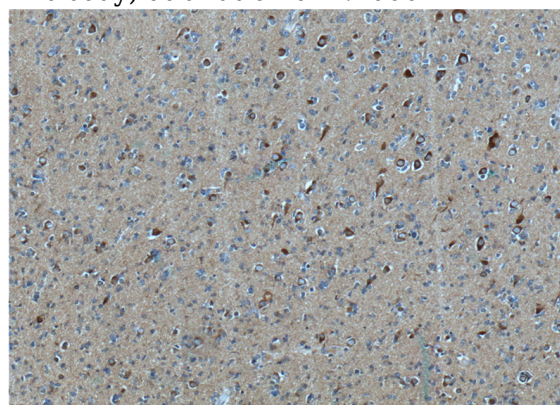
WB: 1:500-1:5000

IHC: 1:20-1:200

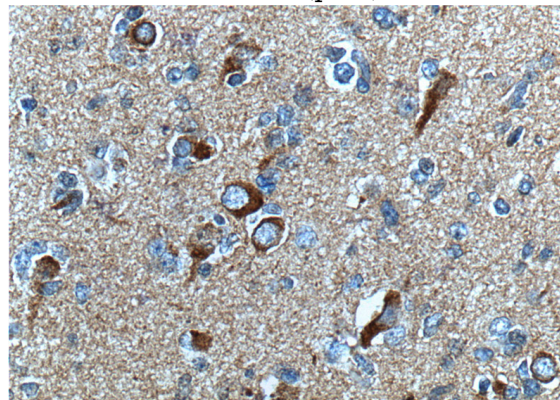
Validations



Y79 cells were subjected to SDS PAGE followed by western blot with Catalog No:107584(APP Antibody) at dilution of 1:1000



Immunohistochemistry of paraffin-embedded human gliomas tissue slide using Catalog No:107584(APP Antibody) at dilution of 1:200 (under 10x lens). Heat-mediated antigen retrieval with Tris-EDTA buffer (pH 9).



Immunohistochemistry of paraffin-embedded

Amyloid beta (A4) precursor protein antibody



Catalog Number: 107124

human gliomas tissue slide using Catalog
No:107584(APP Antibody) at dilution of 1:200

(under 40x lens). heat mediated antigen retrieved
with Tris-EDTA buffer(pH9).