

DYNC1I1 Polyclonal Antibody



Catalog Number: 164214

Product name

DYNC1I1 Polyclonal Antibody

Specificity

Human, Mouse, Rat

Antibody description

Polyclonal antibody to DYNC1I1

Preparation

Antigen: Recombinant fusion protein containing a sequence corresponding to amino acids 1-220 of human DYNC1I1 (NP_001129028.1).

Formulation

PBS with 0.02% sodium azide, 50% glycerol, pH7.3.

Storage

Store at -20°C. Avoid freeze / thaw cycles.

Clonality

Polyclonal

Ig Type

Rabbit IgG

Applications

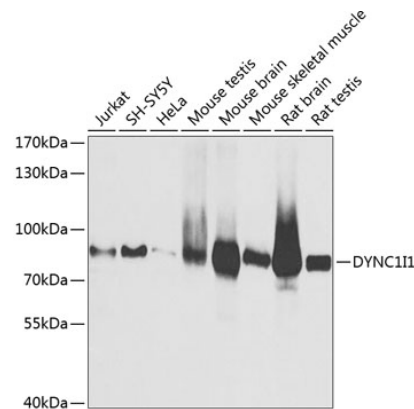
WB, IHC

Dilutions

WB 1:200 - 1:2000

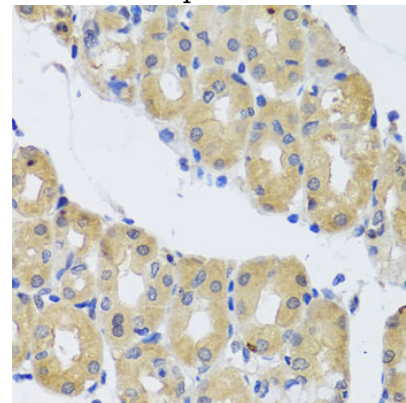
IHC 1:20 - 1:200

Validations



Western blot - DYNC1I1 Polyclonal Antibody

Western blot analysis of extracts of various cell lines, using DYNC1I1 antibody at 1:1000 dilution. Secondary antibody: HRP Goat Anti-Rabbit IgG (H+L) at 1:10000 dilution. Lysates/proteins: 25ug per lane. Blocking buffer: 3% nonfat dry milk in TBST. Detection: ECL Basic Kit. Exposure time: 5s.



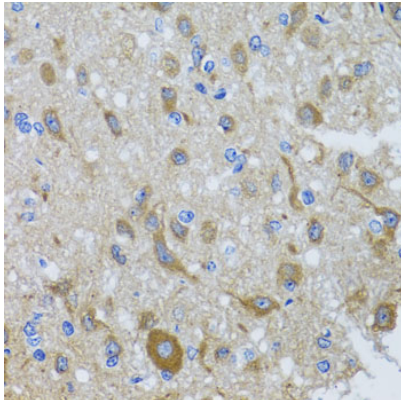
Immunohistochemistry - DYNC1I1 Polyclonal Antibody

Immunohistochemistry of paraffin-embedded human stomach using DYNC1I1 antibody at dilution of 1:100 (40x lens).

DYNC1I1 Polyclonal Antibody



Catalog Number: 164214



Immunohistochemistry - DYNC1I1 Polyclonal Antibody

Immunohistochemistry of paraffin-embedded rat brain using DYNC1I1 antibody at dilution of 1:100 (40x lens).