

DGKQ antibody



Catalog Number: 109914

Product name

DGKQ antibody

Recommended Dilution:

WB: 1:200-1:2000

Immunogen

IHC: 1:20-1:200

[Human DGKQ Recombinant protein \(His tag\)](#)


Validations

Specificity

human, mouse, rat; other species not tested.

Antibody description

DGKQ Rabbit Polyclonal antibody. Positive IHC detected in human cervix. Positive WB detected in mouse brain tissue, human placenta tissue. Observed molecular weight by Western-blot: 110kd



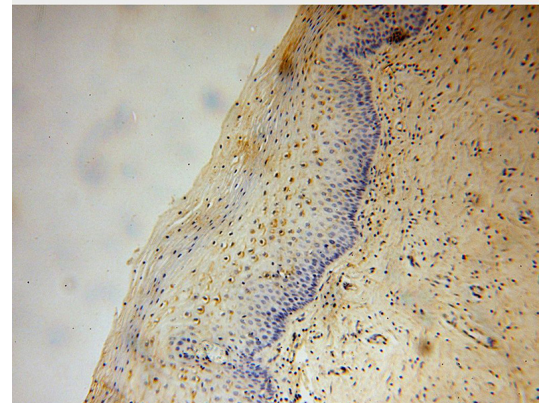
Preparation

This antibody was obtained by immunization of DGKQ recombinant protein (Accession Number: NM_001347). Purification method: Antigen affinity purified.

mouse brain tissue were subjected to SDS PAGE followed by western blot with Catalog No:109914(DGKQ antibody) at dilution of 1:800

Formulation

PBS with 0.02% sodium azide and 50% glycerol pH 7.3.



Storage

Store at -20°C. DO NOT ALIQUOT

Clonality

Polyclonal

Ig Type

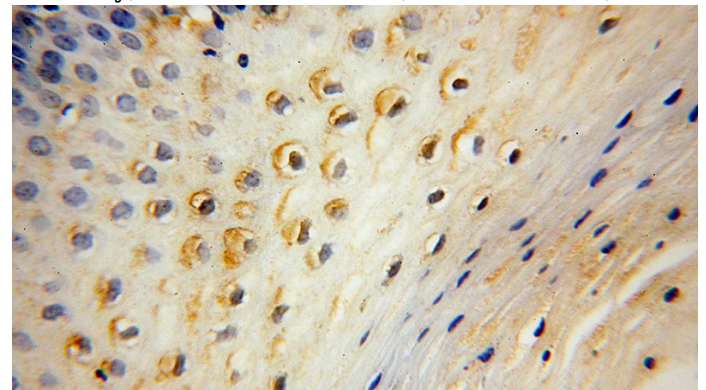
Rabbit IgG

Applications

ELISA, WB, IHC

Dilutions

Immunohistochemical of paraffin-embedded human cervix using Catalog No:109914(DGKQ antibody) at dilution of 1:50 (under 10x lens)



DGKQ antibody



Catalog Number: 109914

Immunohistochemical of paraffin-embedded

human cervix using Catalog No:109914(DGKQ antibody) at dilution of 1:50 (under 40x lens)