

alpha 1 Antichymotrypsin / AACT antibody



Catalog Number: 107114

Product name

alpha 1 Antichymotrypsin / AACT antibody

IHC: 1:20-1:200

Specificity

Human; other species not tested.

Antibody description

alpha 1 Antichymotrypsin / AACT Mouse Monoclonal antibody. Positive IHC detected in human liver tissue. Positive WB detected in Human Blood. Observed molecular weight by Western-blot: 65 kDa

Preparation

This antibody was obtained by immunization of alpha 1 Antichymotrypsin / AACT recombinant protein (Accession Number: NM_001384672). Purification method: Protein A purified.

Formulation

PBS with 0.02% sodium azide and 50% glycerol pH 7.3.

Storage

Store at -20°C. DO NOT ALIQUOT

Clonality

Monoclonal

Ig Type

Mouse IgG2b

Applications

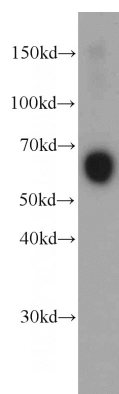
ELISA, WB, IHC

Dilutions

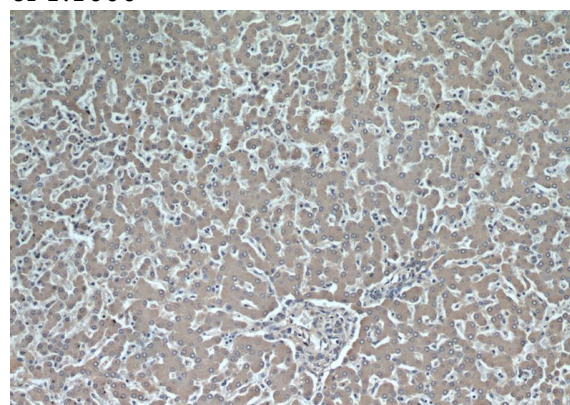
Recommended Dilution:

WB: 1:500-1:5000

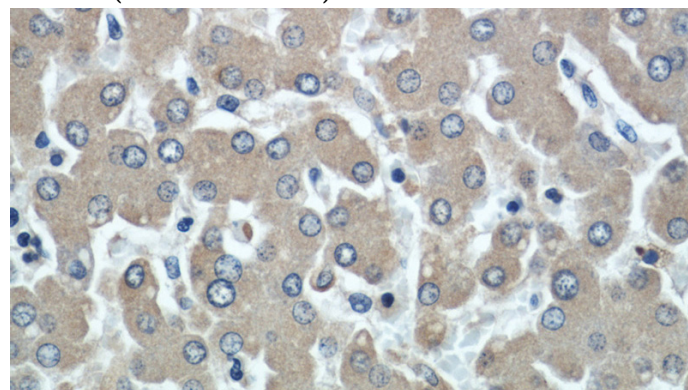
Validations



human blood tissue were subjected to SDS PAGE followed by western blot with Catalog No:107574(SERPINA3,AACT antibody) at dilution of 1:1000



Immunohistochemical of paraffin-embedded human liver using Catalog No:107574(SERPINA3,AACT antibody) at dilution of 1:50 (under 10x lens)



Immunohistochemical of paraffin-embedded human liver using Catalog

alpha 1 Antichymotrypsin / AACT antibody



Catalog Number: 107114

No:107574(SERPINA3,AACT antibody) at dilution of 1:50 (under 40x lens)