

DUSP10 antibody

Catalog Number: 110114

Product name

DUSP10 antibody

Specificity

Human, Mouse, Rat; other species not tested.

Antibody description

DUSP10 Rabbit Polyclonal antibody. Positive WB detected in mouse heart tissue. Positive IHC detected in human liver cancer tissue. Observed molecular weight by Western-blot: 53 kDa

Preparation

This antibody was obtained by immunization of DUSP10 recombinant protein (Accession Number: NM_144729). Purification method: Antigen affinity purified.

Formulation

PBS with 0.02% sodium azide and 50% glycerol pH 7.3.

Storage

Store at -20°C. DO NOT ALIQUOT

Clonality

Polyclonal

Ig Type

Rabbit IgG

Applications

ELISA, WB, IHC


Dilutions

Recommended Dilution:

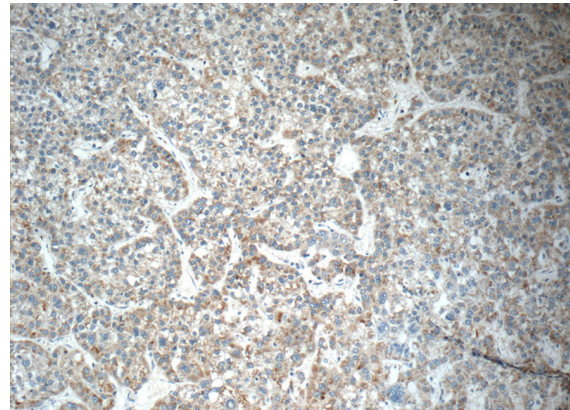
WB: 1:500-1:5000

IHC: 1:20-1:200

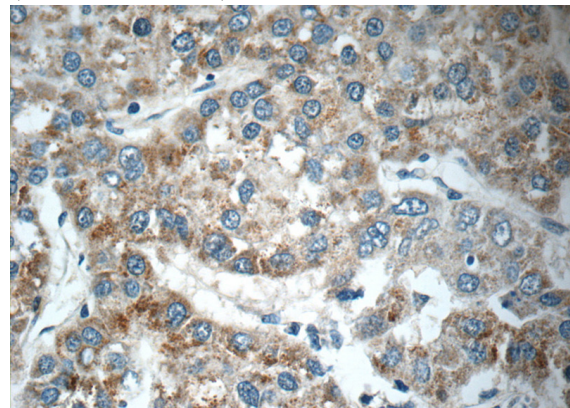
Validations



mouse heart tissue were subjected to SDS PAGE followed by western blot with Catalog No:110114(DUSP10 antibody) at dilution of 1:500



Immunohistochemistry of paraffin-embedded human liver cancer tissue slide using Catalog No:110114(DUSP10 Antibody) at dilution of 1:50 (under 10x lens)



Immunohistochemistry of paraffin-embedded human liver cancer tissue slide using Catalog No:110114(DUSP10 Antibody) at dilution of 1:50 (under 40x lens)