

ZP3 Polyclonal Antibody



Catalog Number: 165814

Product name

ZP3 Polyclonal Antibody

Specificity

Human, Rat

Antibody description

Polyclonal antibody to ZP3

Preparation

Antigen: Recombinant fusion protein containing a sequence corresponding to amino acids 170-390 of human ZP3 (NP_001103824.1).

Formulation

PBS with 0.02% sodium azide, 50% glycerol, pH7.3.

Storage

Store at -20°C. Avoid freeze / thaw cycles.

Clonality

Polyclonal

Ig Type

Rabbit IgG

Applications

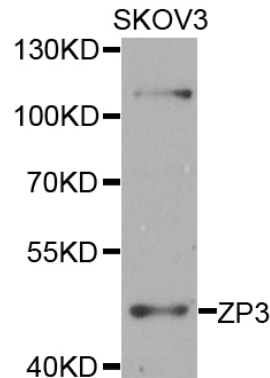
WB, IF

Dilutions

WB 1:500 - 1:2000

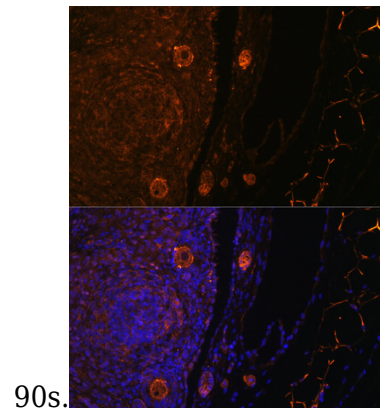
IF 1:50 - 1:200

Validations



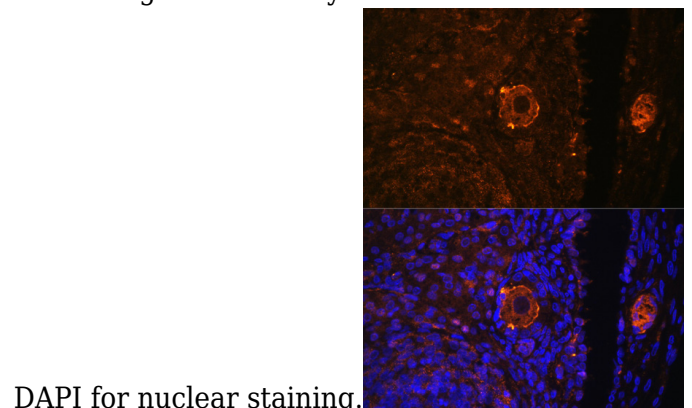
Western blot - ZP3 Polyclonal Antibody

Western blot analysis of extracts of SKOV3 cells, using ZP3 antibody at 1:1000 dilution. Secondary antibody: HRP Goat Anti-Rabbit IgG (H+L) at 1:10000 dilution. Lysates/proteins: 25ug per lane. Blocking buffer: 3% nonfat dry milk in TBST. Detection: ECL Basic Kit. Exposure time:



Immunofluorescence - ZP3 Polyclonal Antibody

Immunofluorescence analysis of rat oophoroma cells using ZP3 antibody at dilution of 1:100. Blue:



DAPI for nuclear staining.

Immunofluorescence - ZP3 Polyclonal Antibody

ZP3 Polyclonal Antibody



Catalog Number: 165814

Immunofluorescence analysis of rat oophoroma

cells using ZP3 antibody at dilution of 1:100. Blue:
DAPI for nuclear staining.