

NEDD9 Polyclonal Antibody



Catalog Number: 163814

Product name

NEDD9 Polyclonal Antibody

Specificity

Human, Rat

Antibody description

Polyclonal antibody to NEDD9

Preparation

Antigen: Recombinant fusion protein containing a sequence corresponding to amino acids 60-174 of human NEDD9 (NP_892011.2).

Formulation

PBS with 0.02% sodium azide, 50% glycerol, pH7.3.

Storage

Store at -20°C. Avoid freeze / thaw cycles.

Clonality

Polyclonal

Ig Type

Rabbit IgG

Applications

WB, IHC, IF

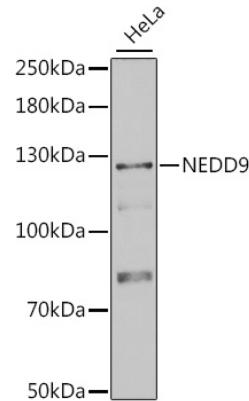
Dilutions

WB 1:500 - 1:2000

IHC 1:50 - 1:200

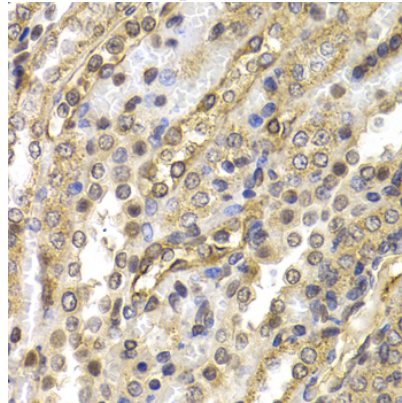
IF 1:50 - 1:200

Validations



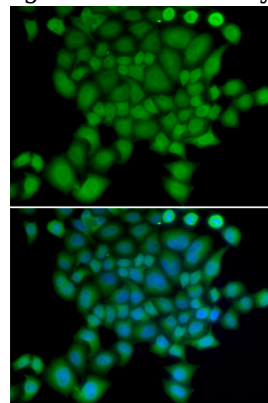
Western blot - NEDD9 Polyclonal Antibody

Western blot analysis of extracts of HeLa cells, using NEDD9 antibody at 1:1000 dilution. Secondary antibody: HRP Goat Anti-Rabbit IgG (H+L) at 1:10000 dilution. Lysates/proteins: 25ug per lane. Blocking buffer: 3% nonfat dry milk in TBST. Detection: ECL Basic Kit. Exposure time: 60s.



Immunohistochemistry - NEDD9 Polyclonal Antibody

Immunohistochemistry of paraffin-embedded rat kidney using NEDD9 antibody at dilution of 1:200



(40x lens).

NEDD9 Polyclonal Antibody



Catalog Number: 163814

Immunofluorescence - NEDD9 Polyclonal Antibody

Immunofluorescence analysis of U2OS cells using NEDD9 antibody . Blue: DAPI for nuclear staining.