

GRIA2 Polyclonal Antibody



Catalog Number: 160014

Product name

GRIA2 Polyclonal Antibody

Specificity

Human, Mouse, Rat

Antibody description

Polyclonal antibody to GRIA2

Preparation

Antigen: Recombinant fusion protein containing a sequence corresponding to amino acids 25-230 of human GRIA2 (NP_001077088.1).

Formulation

PBS with 0.02% sodium azide, 50% glycerol, pH7.3.

Storage

Store at -20°C. Avoid freeze / thaw cycles.

Clonality

Polyclonal

Ig Type

Rabbit IgG

Applications

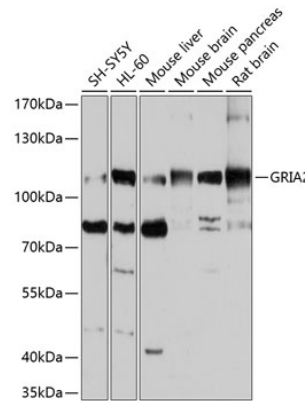
WB, IF

Dilutions

WB 1:500 - 1:2000

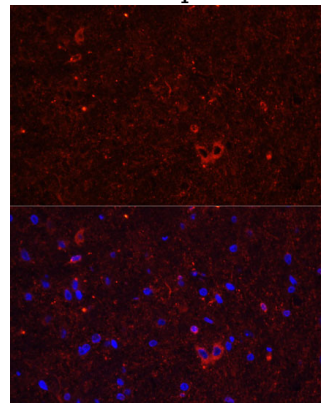
IF 1:50 - 1:200

Validations



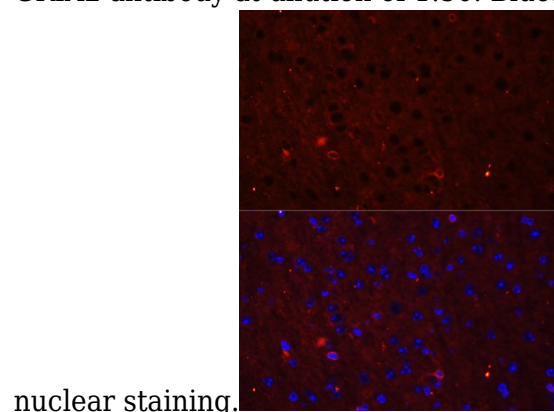
Western blot - GRIA2 Polyclonal Antibody

Western blot analysis of extracts of various cell lines, using GRIA2 antibody at 1:1000 dilution. Secondary antibody: HRP Goat Anti-Rabbit IgG (H+L) at 1:10000 dilution. Lysates/proteins: 25ug per lane. Blocking buffer: 3% nonfat dry milk in TBST. Detection: ECL Basic Kit. Exposure time: 10s.



Immunofluorescence - GRIA2 Polyclonal Antibody

Immunofluorescence analysis of rat brain using GRIA2 antibody at dilution of 1:50. Blue: DAPI for



nuclear staining.

GRIA2 Polyclonal Antibody



Catalog Number: 160014

Immunofluorescence - GRIA2 Polyclonal Antibody

using GRIA2 antibody at dilution of 1:50. Blue:
DAPI for nuclear staining.

Immunofluorescence analysis of mouse brain