

CYP4B1 antibody

Catalog Number: 109704

Product name

CYP4B1 antibody

IP: 1:200-1:2000

IHC: 1:20-1:200

Specificity

Human, Mouse, Rat; other species not tested.

Antibody description

CYP4B1 Rabbit Polyclonal antibody. Positive WB detected in mouse lung tissue, A549 cells. Positive IP detected in mouse lung tissue. Positive IHC detected in human lung cancer tissue. Observed molecular weight by Western-blot: 55-59kd

Preparation

This antibody was obtained by immunization of CYP4B1 recombinant protein (Accession Number: NM_001099772). Purification method: Antigen affinity purified.

Formulation

PBS with 0.1% sodium azide and 50% glycerol pH 7.3.

Storage

Store at -20°C. DO NOT ALIQUOT

Clonality

Polyclonal

Ig Type

Rabbit IgG

Applications

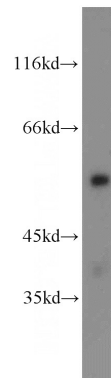
ELISA, WB, IHC, IP

Dilutions

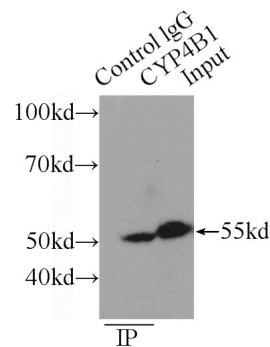
Recommended Dilution:

WB: 1:200-1:2000

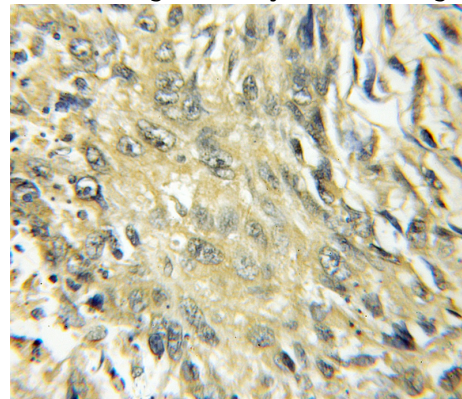
Validations



mouse lung tissue were subjected to SDS PAGE followed by western blot with Catalog No:109704(CYP4B1 antibody) at dilution of 1:500



IP Result of anti-CYP4B1 (IP:Catalog No:109704, 4ug; Detection:Catalog No:109704 1:500) with mouse lung tissue lysate 4000ug.



Immunohistochemical of paraffin-embedded human lung cancer using Catalog No:109704 antibody.

CYP4B1 antibody



Catalog Number: 109704

No:109704(CYP4B1 antibody) at dilution of 1:50 (under 10x lens)