

FOXO3A antibody

Catalog Number: 110704

Product name

FOXO3A antibody

IHC: 1:20-1:200

IF: 1:10-1:100

Specificity

Human, Mouse, Rat; other species not tested.

Antibody description

FOXO3A Rabbit Polyclonal antibody. Positive WB detected in HEK-293 cells, HeLa cells, PC-3 cells. Positive IF detected in HeLa cells. Positive IHC detected in human breast cancer tissue, human prostate cancer tissue. Observed molecular weight by Western-blot: 72-97 kDa

Preparation

This antibody was obtained by immunization of FOXO3A recombinant protein (Accession Number: NM_201559). Purification method: Antigen affinity purified.

Formulation

PBS with 0.1% sodium azide and 50% glycerol pH 7.3.

Storage

Store at -20°C. DO NOT ALIQUOT

Clonality

Polyclonal

Ig Type

Rabbit IgG

Applications


ELISA, WB, IHC, IF

Dilutions

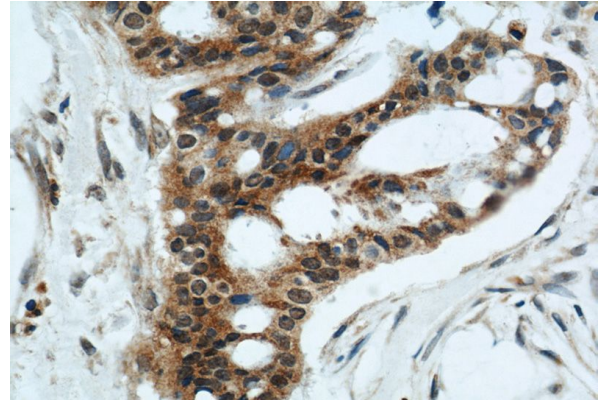
Recommended Dilution:

WB: 1:200-1:2000

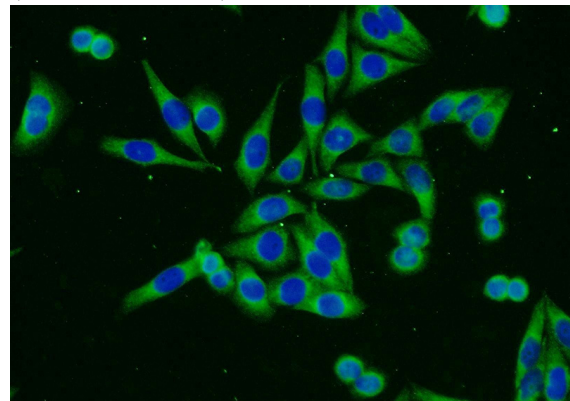
Validations



HEK-293 cells were subjected to SDS PAGE followed by western blot with Catalog No:110704(FOXO3A antibody) at dilution of 1:500



Immunohistochemical of paraffin-embedded human breast cancer using Catalog No:110704(FOXO3A antibody) at dilution of 1:50 (under 40x lens)



Immunofluorescent analysis of HeLa cells using

FOXO3A antibody



Catalog Number: 110704

Catalog No:110704(FOXO3A Antibody) at dilution of 1:25 and Alexa Fluor 488-conjugated AffiniPure Goat Anti-Rabbit IgG(H+L)