

CSNK2A2 antibody



Catalog Number: 109604

Product name

CSNK2A2 antibody

IP: 1:200-1:2000

IF: 1:20-1:200


Specificity

Human; other species not tested.

Validations

Antibody description

CSNK2A2 Rabbit Polyclonal antibody. Positive IF detected in HepG2 cells. Positive IP detected in HEK-293 cells. Positive WB detected in HepG2 cells, HEK-293 cells, HT-1080 cells, Jurkat cells. Observed molecular weight by Western-blot: 30-35 kDa



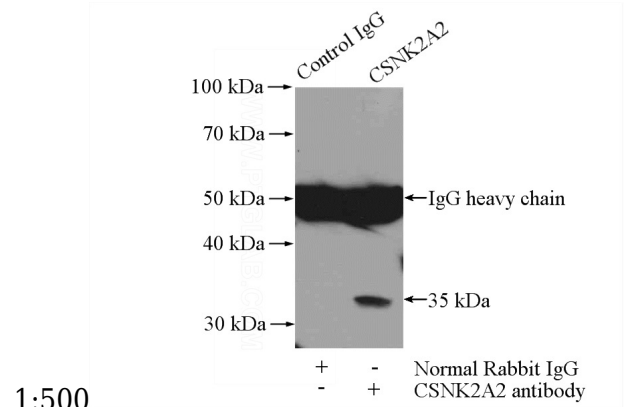
Preparation

This antibody was obtained by immunization of CSNK2A2 recombinant protein (Accession Number: XM_047433626). Purification method: Antigen affinity purified.

HepG2 cells were subjected to SDS PAGE followed by western blot with Catalog No:109604(CSNK2A2 antibody) at dilution of

Formulation

PBS with 0.1% sodium azide and 50% glycerol pH 7.3.



Storage

Store at -20°C. DO NOT ALIQUOT

IP Result of anti-CSNK2A2 (IP:Catalog No:109604, 4ug; Detection:Catalog No:109604 1:600) with HEK-293 cells lysate 2800ug.

Clonality

Polyclonal

Ig Type

Rabbit IgG

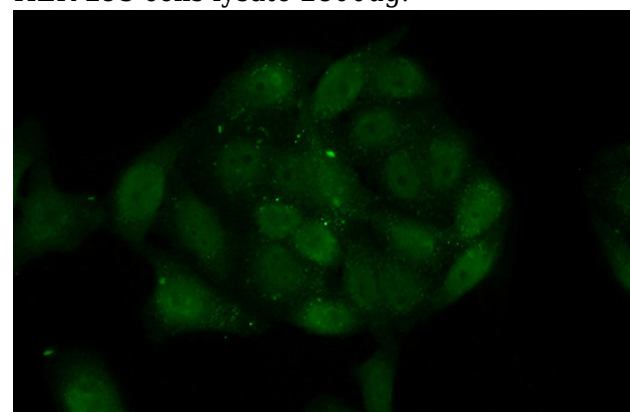
Applications

ELISA, WB, IP, IF

Dilutions

Recommended Dilution:

WB: 1:200-1:2000



Immunofluorescent analysis of HepG2 cells using

CSNK2A2 antibody



Catalog Number: 109604

Catalog No:109604(CSNK2A2 Antibody) at

dilution of 1:50 and Alexa Fluor 488-conjugated
AffiniPure Goat Anti-Rabbit IgG(H+L)