

PAX2 antibody

Catalog Number: 113604

Product name

PAX2 antibody

Specificity

Human; other species not tested.

Antibody description

PAX2 Rabbit Polyclonal antibody. Positive IF detected in Embryonic kidney. Positive WB detected in Transfected HEK-293 cells, human brain tissue.

Preparation

This antibody was obtained by immunization of PAX2 recombinant protein (Accession Number: NM_003990). Purification method: Antigen affinity purified.

Formulation

PBS with 0.1% sodium azide and 50% glycerol pH 7.3.

Storage

Store at -20°C. DO NOT ALIQUOT

Clonality

Polyclonal

Ig Type

Rabbit IgG

Applications

ELISA, IF, WB

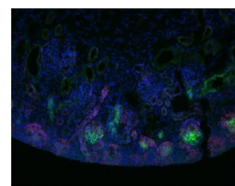
Dilutions

Recommended Dilution:

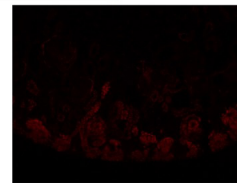
WB: 1:500-1:5000

IF: N/A

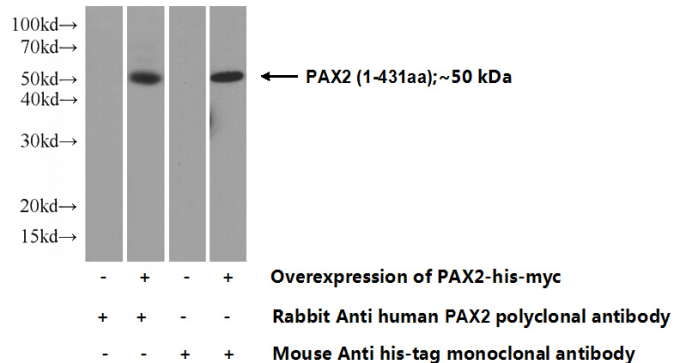
Validations



Embryonic kidneys from E16.5, fixed with 4% PFA at 4C for 30 min, cryosections
5% goat serum/PBST was used for blocking and antibody incubation.
Dilution tested: 900 (at 4C overnight)
1:900, Pax2 (red), Jag1 (green), Hoechst (blue).
Pax2: Nuclear stain



IF result of anti-PAX2(Catalog No:113604) with Embryonic kidney by Dr. Joo-Seop Park.



Transfected HEK-293 cells were subjected to SDS PAGE followed by western blot with Catalog No:113604(PAX2 Antibody) at dilution of 1:1000