

Anti-Cytokeratin 7 (9G9) Mouse antibody



Catalog Number: 168204

Product name

Anti-Cytokeratin 7 (9G9) Mouse antibody

Specificity

Human, Mouse, Rat

Antibody description

Cytokeratin 7 (9G9) Mouse monoclonal antibody

Preparation

Antigen: Synthetic Peptide of CK7

Formulation

PBS, pH 7.4, containing 0.02% sodium azide as Preservative and 50% Glycerol.

Storage

Store at 4°C short term. Store at -20°C long term. Avoid freeze / thaw cycle.

Clonality

Monoclonal

Ig Type

Mouse IgG1

Applications

ICC/IF, WB, IHC-P, IP

Dilutions

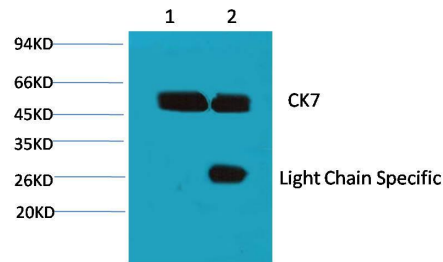
IF: 1/50-200

WB: 1/1000-2000

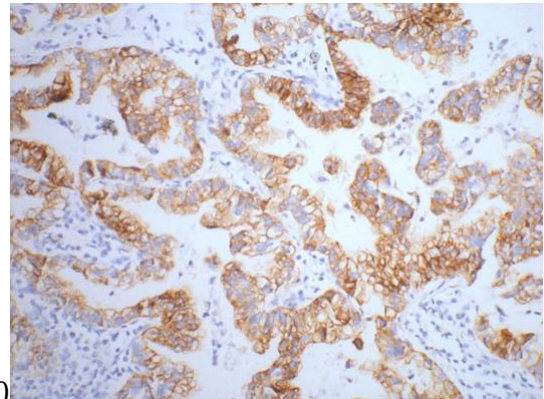
IHC: 1/200

IP:1/200

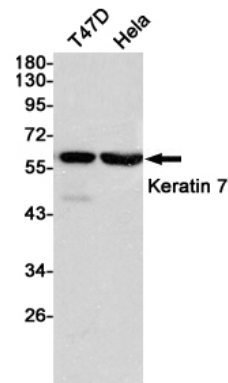
Validations



1) Input: HeLa Cell Lysate 2) IP product: IP dilute



IHC staining of human lung cancer tissue, diluted



at 1:200.

Western blot detection of Keratin 7 in T47D and HeLa cell lysates using Keratin 7 mouse mAb(dilution 1:1000).Predicted band size:51kDa.Observed band size:55kDa.

Anti-Cytokeratin 7 (9G9) Mouse antibody



Catalog Number: 168204

Western blot analysis of 1) Hela, 2) Mouse Kidney, 3) Mouse Brain, diluted at 1:2000.

