

ZAP70 antibody

Catalog Number: 116904

Product name

ZAP70 antibody

IP: 1:500-1:5000

IHC: 1:20-1:200


Specificity

Human, Mouse, Rat; other species not tested.

Antibody description

ZAP70 Rabbit Polyclonal antibody. Positive WB detected in Jurkat cells, A375 cells. Positive IP detected in Jurkat cells. Positive IHC detected in human tonsillitis tissue, human kidney tissue, human lymphoma tissue, human testis tissue. Observed molecular weight by Western-blot: 70kd

Validations



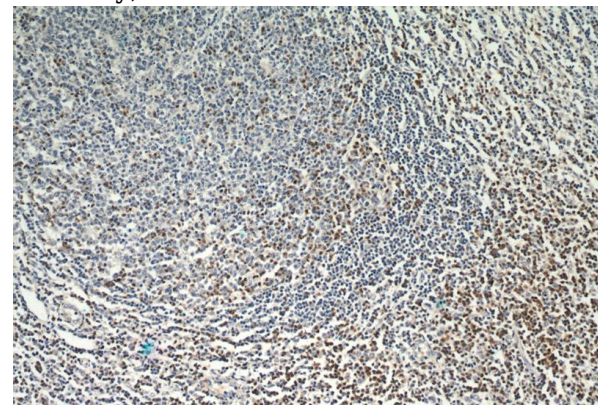
Preparation

This antibody was obtained by immunization of ZAP70 recombinant protein (Accession Number: BC039039). Purification method: Antigen affinity purified.

Jurkat cells were subjected to SDS PAGE followed by western blot with Catalog No:116904(ZAP70 antibody) at dilution of 1:1000

Formulation

PBS with 0.02% sodium azide and 50% glycerol pH 7.3.



Storage

Store at -20°C. DO NOT ALIQUOT

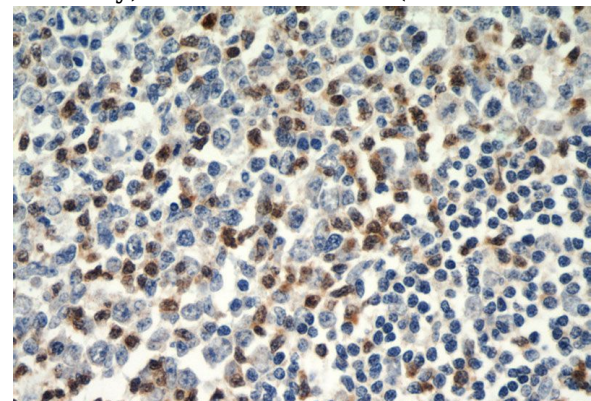
Clonality

Polyclonal

Immunohistochemical of paraffin-embedded human tonsillitis using Catalog No:116904(ZAP70 antibody) at dilution of 1:50 (under 10x lens)

Ig Type

Rabbit IgG



Applications

ELISA, WB, IHC, IP

Dilutions

Recommended Dilution:

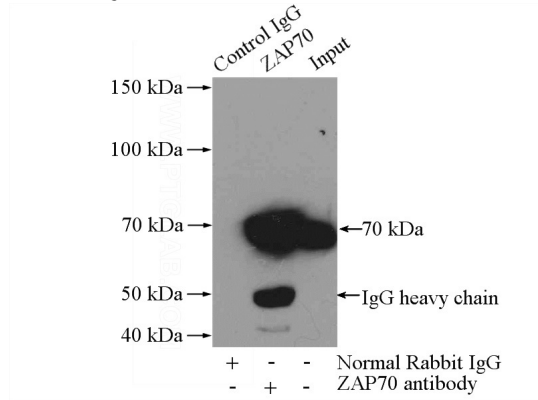
WB: 1:500-1:5000

Immunohistochemical of paraffin-embedded human tonsillitis using Catalog No:116904(ZAP70

ZAP70 antibody

Catalog Number: 116904

antibody) at dilution of 1:50 (under 40x lens)



IP Result of anti-ZAP70 (IP:Catalog No:116904, 4ug; Detection:Catalog No:116904 1:1000) with Jurkat cells lysate 3200ug.