

# MUTYH antibody



Catalog Number: 112904

## Product name

MUTYH antibody

## Immunogen

[Human MUTYH Recombinant protein \(His tag\)](#)

## Specificity

Human, Mouse, Rat; other species not tested.

## Antibody description

MUTYH Rabbit Polyclonal antibody. Positive WB detected in HeLa cells, COLO 320 cells, Jurkat cells, K-562 cells, mouse thymus tissue, Raji cells. Positive IP detected in HeLa cells. Positive IHC detected in human kidney tissue, human colon cancer tissue. Observed molecular weight by Western-blot: 53-64 kDa

## Preparation

This antibody was obtained by immunization of MUTYH recombinant protein (Accession Number: NM\_001293190). Purification method: Antigen affinity purified.

## Formulation

PBS with 0.02% sodium azide and 50% glycerol pH 7.3.

## Storage

Store at -20°C. DO NOT ALIQUOT

## Clonality

Polyclonal

## Ig Type

Rabbit IgG

## Applications

ELISA, WB, IHC, IP

## Dilutions


Recommended Dilution:

WB: 1:500-1:5000

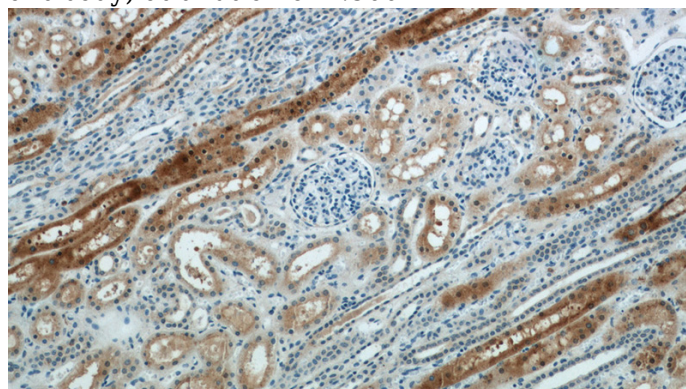
IP: 1:200-1:2000

IHC: 1:20-1:200

## Validations



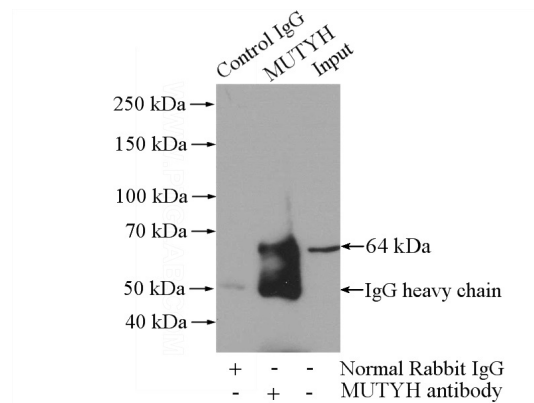
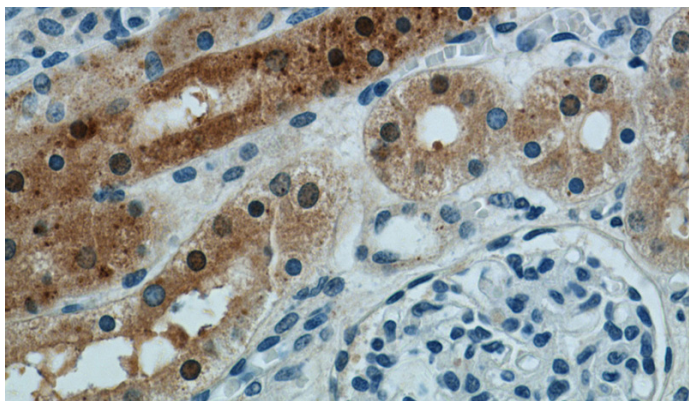
HeLa cells were subjected to SDS PAGE followed by western blot with Catalog No:112904(MUTYH antibody) at dilution of 1:500



Immunohistochemistry of paraffin-embedded human kidney slide using Catalog No:112904(MUTYH Antibody) at dilution of 1:50

# MUTYH antibody

Catalog Number: 112904



Immunohistochemistry of paraffin-embedded human kidney slide using Catalog No:112904(MUTYH Antibody) at dilution of 1:50

IP Result of anti-MUTYH (IP:Catalog No:112904, 4ug; Detection:Catalog No:112904 1:500) with HeLa cells lysate 3440ug.