

Anti-GSK3 beta Mouse antibody



Catalog Number: 168504

Product name

Anti-GSK3 beta Mouse antibody

Specificity

Human, Mouse

Antibody description

GSK3 beta Mouse monoclonal antibody

Preparation

Antigen: Purified recombinant fragment of human GSK3B (AA: 2-159) expressed in E. Coli.

Formulation

Purified antibody from tissue culture in PBS with 0.05% sodium azide

Storage

Store at 4°C short term. Store at -20°C long term. Avoid freeze / thaw cycle.

Clonality

Monoclonal

Ig Type

Mouse IgG1

Applications

WB, IHC-P, FC

Dilutions


WB: 1/500 - 1/2000

IHC: 1/200 - 1/1000

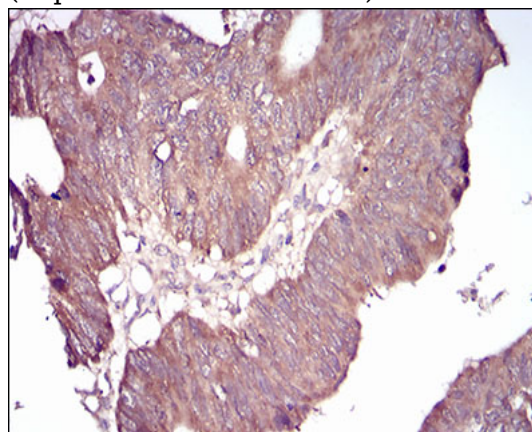
FC: 1/200 - 1/400

ELISA: 1/10000

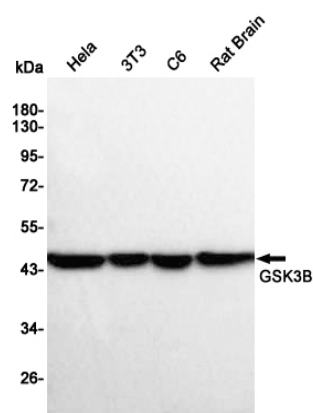
Validations



Western blot analysis using GSK3B mAb against human GSK3B (AA: 2-159) recombinant protein. (Expected MW is 20.3 kDa)



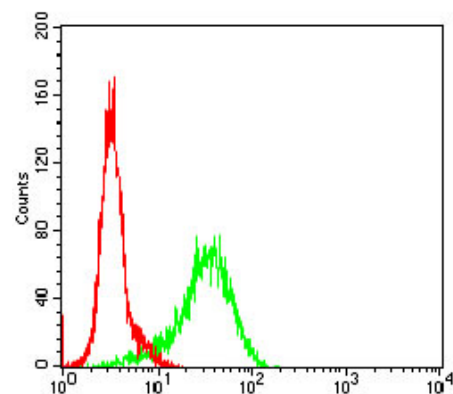
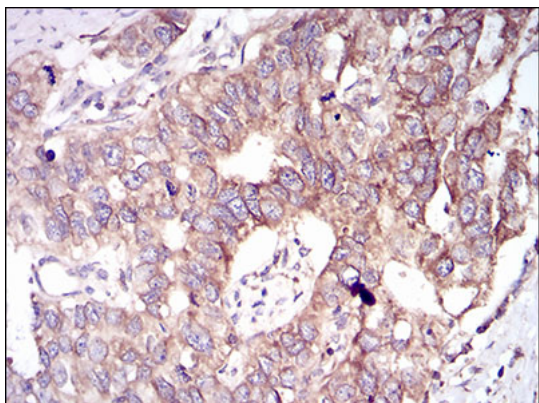
Immunohistochemical analysis of paraffin-embedded rectum cancer tissues using GSK3B mouse mAb with DAB staining.



Western blot detection of Anti-GSK3B Mouse mAb in HeLa, 3T3, C6, Rat Brain cell lysates using Anti-GSK3B Mouse mAb (1:1000 diluted). Predicted band size: 46.7 kDa. Observed band size: 46 kDa.

Anti-GSK3 beta Mouse antibody

Catalog Number: 168504



Immunohistochemical analysis of paraffin-embedded esophageal cancer tissues using GSK3B mouse mAb with DAB staining.

Flow cytometric analysis of NIH/3T3 cells using GSK3B mouse mAb (green) and negative control (red).