

TWSG1 antibody

Catalog Number: 116504

Product name

TWSG1 antibody

Specificity

Human, Mouse, Rat; other species not tested.

Antibody description

TWSG1 Rabbit Polyclonal antibody. Positive WB detected in SH-SY5Y cells, A549 cells, C6 cells, mouse brain tissue, mouse thymus tissue, Raji cells. Positive IHC detected in mouse brain tissue, human kidney tissue. Observed molecular weight by Western-blot: 45 kDa

Preparation

This antibody was obtained by immunization of TWSG1 recombinant protein (Accession Number: NM_020648). Purification method: Antigen affinity purified.

Formulation

PBS with 0.1% sodium azide and 50% glycerol pH 7.3.

Storage

Store at -20°C. DO NOT ALIQUOT

Clonality

Polyclonal

Ig Type

Rabbit IgG

Applications

ELISA, IHC, WB

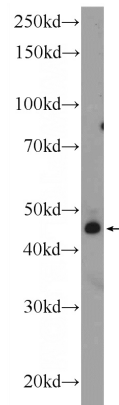
Dilutions

Recommended Dilution:

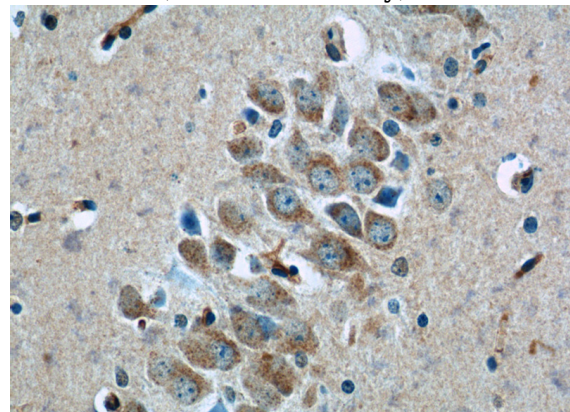
WB: 1:200-1:1000

IHC: 1:20-1:200

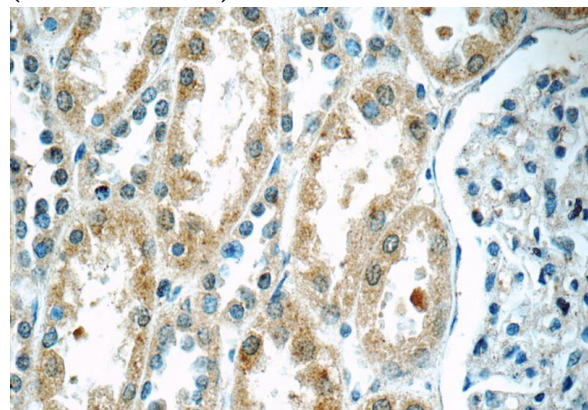
Validations



SH-SY5Y cells were subjected to SDS PAGE followed by western blot with Catalog No:116504(TWSG1 Antibody) at dilution of 1:300



Immunohistochemistry of paraffin-embedded mouse brain tissue slide using Catalog No:116504(TWSG1 Antibody) at dilution of 1:50 (under 40x lens)



Immunohistochemistry of paraffin-embedded human kidney tissue slide using Catalog No:116504(TWSG1 Antibody) at dilution of 1:50 (under 40x lens)

TWSG1 antibody



Catalog Number: 116504

No:116504(TWSG1 Antibody) at dilution of 1:50 (under 40x lens)