

C9orf78 antibody

Catalog Number: 108804

Product name

C9orf78 antibody

IHC: 1:20-1:200

IF: 1:10-1:100


Specificity

Human, Mouse, Rat; other species not tested.

Validations

Antibody description

C9orf78 Rabbit Polyclonal antibody. Positive WB detected in HeLa cells, BxPC-3 cells. Positive IF detected in HepG2 cells, Hela cells. Positive IHC detected in human testis tissue, human bladder tissue, human liver cancer tissue. Observed molecular weight by Western-blot: 34kd



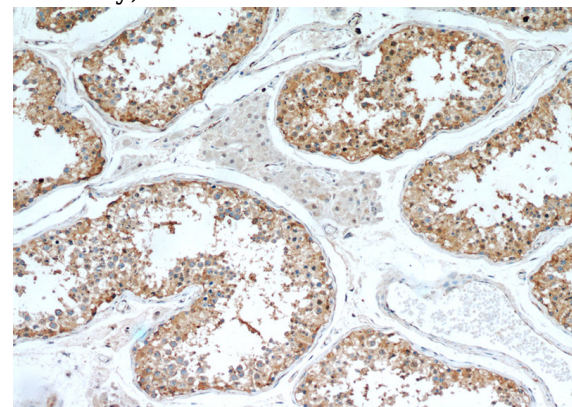
Preparation

This antibody was obtained by immunization of C9orf78 recombinant protein (Accession Number: NM_016520). Purification method: Antigen affinity purified.

HeLa cells were subjected to SDS PAGE followed by western blot with Catalog No:108804(C9orf78 antibody) at dilution of 1:800

Formulation

PBS with 0.02% sodium azide and 50% glycerol pH 7.3.



Storage

Store at -20°C. DO NOT ALIQUOT

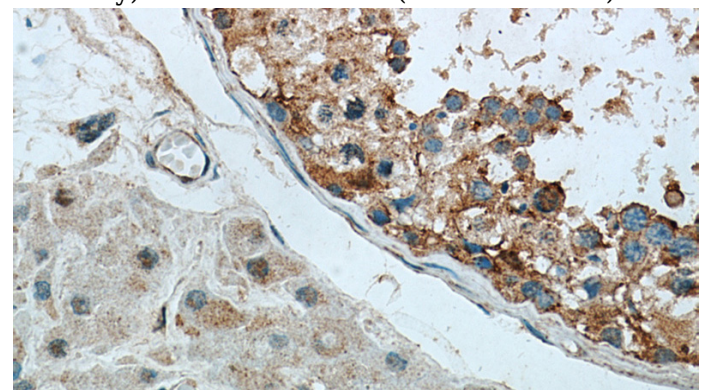
Clonality

Polyclonal

Immunohistochemical of paraffin-embedded human testis using Catalog No:108804(C9orf78 antibody) at dilution of 1:50 (under 10x lens)

Ig Type

Rabbit IgG



Applications

ELISA, WB, IHC, IF

Dilutions

Recommended Dilution:

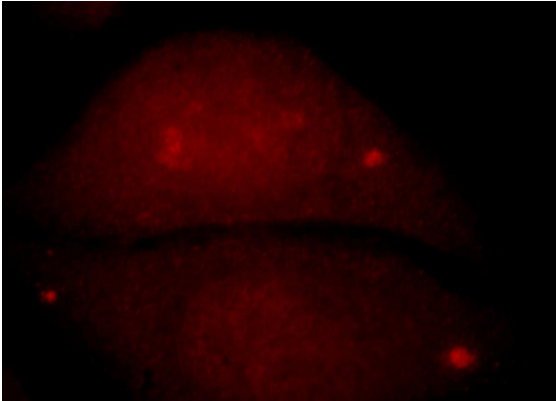
WB: 1:500-1:5000

Immunohistochemical of paraffin-embedded human testis using Catalog No:108804(C9orf78

C9orf78 antibody

Catalog Number: 108804

antibody) at dilution of 1:50 (under 40x lens)



Immunofluorescent analysis of HepG2 cells, using C9orf78 antibody Catalog No:107685 at 1:25 dilution and Rhodamine-labeled goat anti-rabbit IgG (red).