

IL9 antibody

Catalog Number: 107404

Product name

IL9 antibody

Specificity

Human; other species not tested.

Antibody description

IL9 Mouse Monoclonal antibody. Positive WB detected in Recombinant protein, Transfected HEK-293 cells. Positive IHC detected in human tonsillitis tissue. Observed molecular weight by Western-blot: 19 kDa

Preparation

This antibody was obtained by immunization of IL9 recombinant protein (Accession Number: NM_000590). Purification method: Protein A purified.

Formulation

PBS with 0.02% sodium azide and 50% glycerol pH 7.3.

Storage

Store at -20°C. DO NOT ALIQUOT

Clonality

Monoclonal

Ig Type

Mouse IgG2b

Applications

ELISA, WB, IHC


Dilutions

Recommended Dilution:

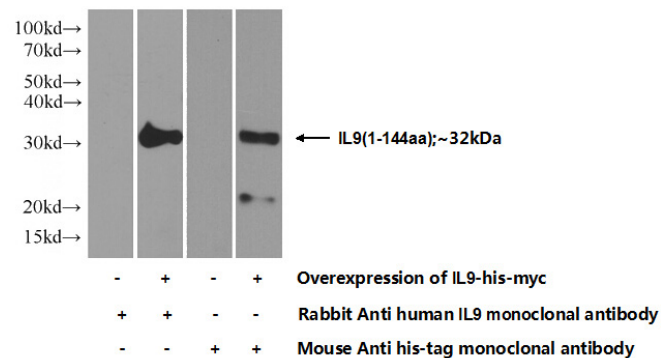
WB: 1:5000-1:50000

IHC: 1:20-1:200

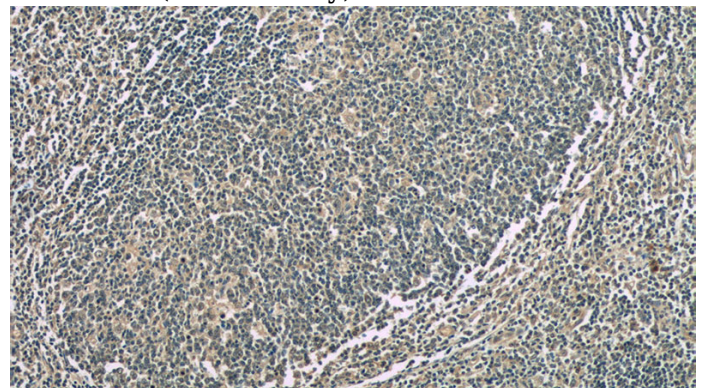
Validations



Recombinant protein were subjected to SDS PAGE followed by western blot with Catalog No:107404(IL9 antibody) at dilution of 1:20000



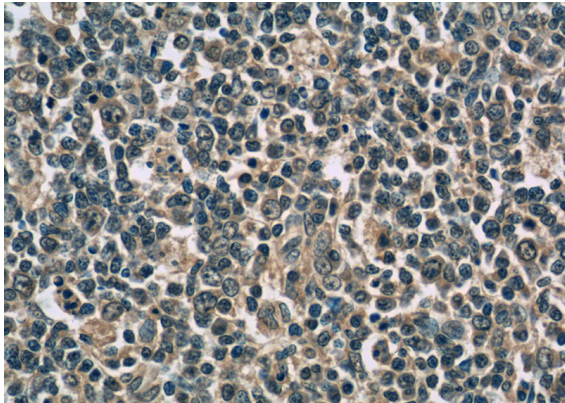
Transfected HEK-293 cells were subjected to SDS PAGE followed by western blot with Catalog No:107404(IL9 Antibody) at dilution of 1:1000



Immunohistochemistry of paraffin-embedded human tonsillitis tissue slide using Catalog No:107404(IL9 Antibody) at dilution of 1:50 (under 10x lens)

IL9 antibody

Catalog Number: 107404



Immunohistochemistry of paraffin-embedded human tonsillitis tissue slide using Catalog No:107404(IL9 Antibody) at dilution of 1:50 (under 40x lens)