

# DMKN antibody

Catalog Number: 110004

## Product name

DMKN antibody

IP: 1:200-1:2000

IHC: 1:20-1:200

## Specificity

Human, Mouse, Rat; other species not tested.

## Antibody description

DMKN Rabbit Polyclonal antibody. Positive IHC detected in human skin tissue, human skin cancer tissue. Positive WB detected in mouse ovary tissue, mouse lung tissue. Positive IP detected in mouse lung tissue. Observed molecular weight by Western-blot: 48-55kd

## Preparation

This antibody was obtained by immunization of DMKN recombinant protein (Accession Number: XM\_017027477). Purification method: Antigen affinity purified.

## Formulation

PBS with 0.02% sodium azide and 50% glycerol pH 7.3.

## Storage

Store at -20°C. DO NOT ALIQUOT

## Clonality

Polyclonal

## Ig Type

Rabbit IgG

## Applications


ELISA, WB, IHC, IP

## Dilutions

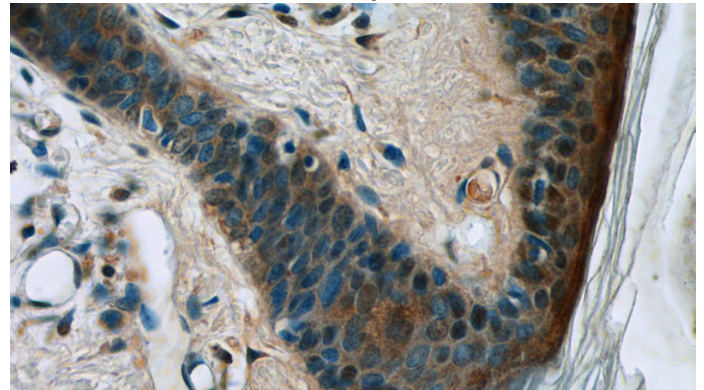
Recommended Dilution:

WB: 1:500-1:5000

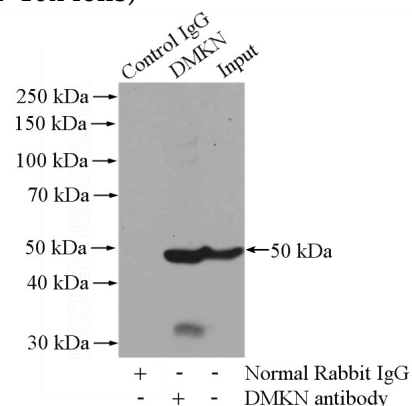
## Validations



mouse ovary tissue were subjected to SDS PAGE followed by western blot with Catalog No:110004(DMKN antibody) at dilution of 1:500



Immunohistochemistry of paraffin-embedded human skin tissue slide using Catalog No:110004(DMKN Antibody) at dilution of 1:50 (under 40x lens)



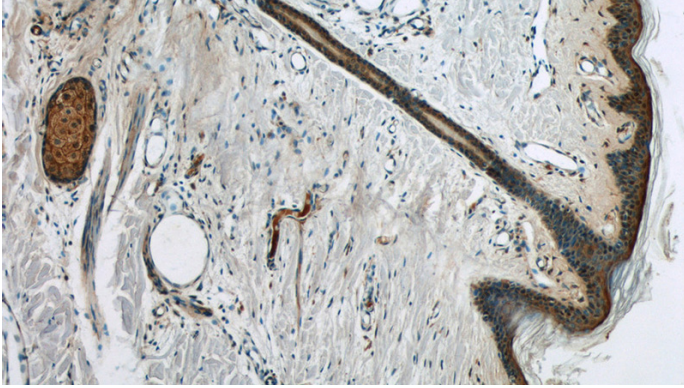
IP Result of anti-DMKN (IP:Catalog No:110004,

# DMKN antibody

Catalog Number: 110004

---

4ug; Detection:Catalog No:110004 1:500) with mouse lung tissue lysate 4000ug.



Immunohistochemistry of paraffin-embedded human skin tissue slide using Catalog No:110004(DMKN Antibody) at dilution of 1:50 (under 10x lens)