

Cytokeratin 14 antibody



Catalog Number: 109793

Product name

Cytokeratin 14 antibody

Immunogen

[Human KRT14 Recombinant protein \(GST tag\)](#)

Specificity

Human, Mouse, Rat; other species not tested.

Antibody description

Cytokeratin 14 Rabbit Polyclonal antibody. Positive IHC detected in human skin tissue, human breast cancer tissue, human cervical cancer tissue, human lung cancer tissue. Positive IP detected in mouse skin tissue. Positive WB detected in mouse skin tissue. Observed molecular weight by Western-blot: 52 kDa

Preparation

This antibody was obtained by immunization of Cytokeratin 14 recombinant protein (Accession Number: NM_000526). Purification method: Antigen affinity purified.

Formulation

PBS with 0.02% sodium azide and 50% glycerol pH 7.3.

Storage

Store at -20°C. DO NOT ALIQUOT

Clonality

Polyclonal

Ig Type

Rabbit IgG

Applications

ELISA, WB, IP, IHC

Dilutions


Recommended Dilution:

WB: 1:500-1:5000

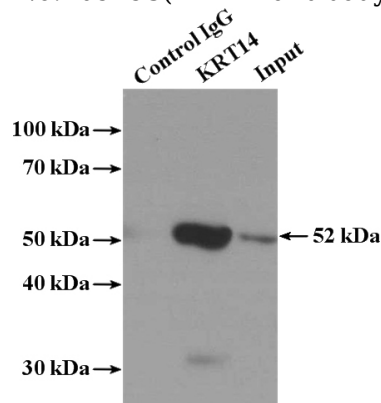
IP: 1:500-1:5000

IHC: 1:50-1:500

Validations



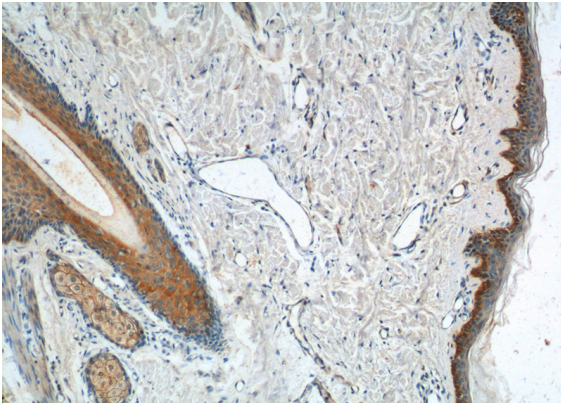
mouse skin tissue were subjected to SDS PAGE followed by western blot with Catalog No:109793(KRT14 antibody) at dilution of 1:1000



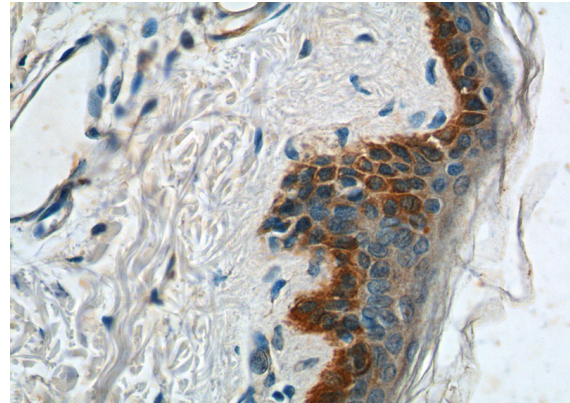
IP Result of anti-KRT14 (IP:Catalog No:109793, 4ug; Detection:Catalog No:109793 1:1000) with mouse skin tissue lysate 3200ug.

Cytokeratin 14 antibody

Catalog Number: 109793



Immunohistochemistry of paraffin-embedded human skin tissue slide using Catalog No:109793(KRT14 Antibody) at dilution of 1:200 (under 10x lens).



Immunohistochemistry of paraffin-embedded human skin tissue slide using Catalog No:109793(KRT14 Antibody) at dilution of 1:200 (under 40x lens).