

Fukutin antibody



Catalog Number: 110793

Product name

Fukutin antibody

Recommended Dilution:

WB: 1:500-1:5000

Immunogen

IP: 1:200-1:2000

[Human FKTN Recombinant protein \(His tag\)](#)

IHC: 1:20-1:200


Specificity

Human, Mouse, Rat; other species not tested.

Validations

Antibody description

Fukutin Rabbit Polyclonal antibody. Positive WB detected in human brain tissue. Positive IP detected in mouse brain tissue. Positive IHC detected in human pancreas tissue. Observed molecular weight by Western-blot: 60 kDa



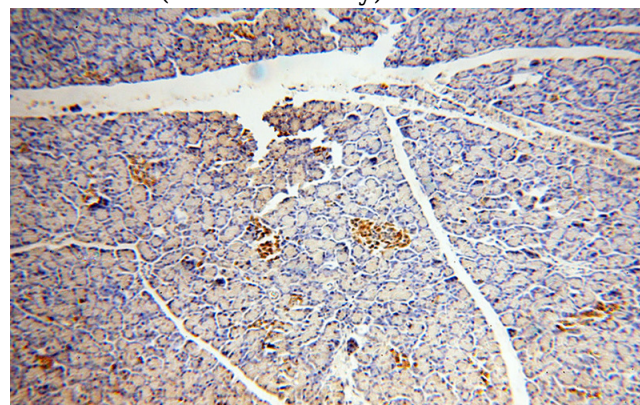
Preparation

This antibody was obtained by immunization of Fukutin recombinant protein (Accession Number: NM_006731). Purification method: Antigen affinity purified.

human brain tissue were subjected to SDS PAGE followed by western blot with Catalog No:110793(FKTN antibody) at dilution of 1:1000

Formulation

PBS with 0.02% sodium azide and 50% glycerol pH 7.3.



Storage

Store at -20°C. DO NOT ALIQUOT

Clonality

Polyclonal

Immunohistochemical of paraffin-embedded human pancreas using Catalog No:110793(FKTN antibody) at dilution of 1:100 (under 10x lens)

Ig Type

Rabbit IgG

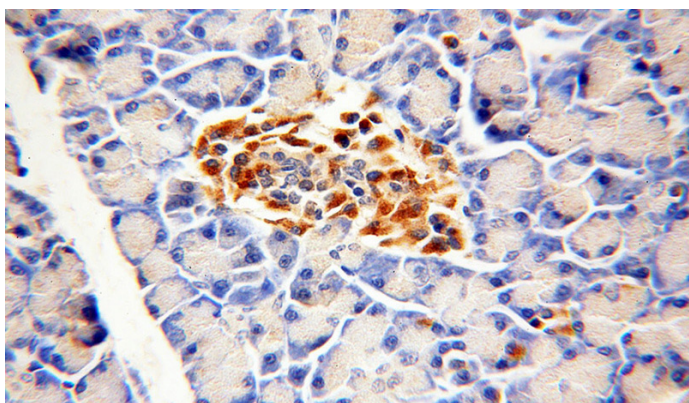
Applications

ELISA, WB, IHC, IP

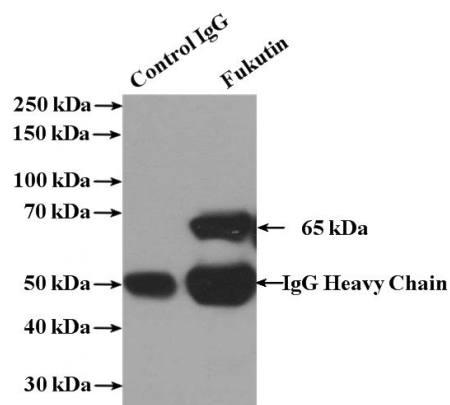
Dilutions

Fukutin antibody

Catalog Number: 110793



Immunohistochemical of paraffin-embedded human pancreas using Catalog No:110793(FKTN antibody) at dilution of 1:100 (under 40x lens)



IP Result of anti-FKTN (IP:Catalog No:110793, 4ug; Detection:Catalog No:110793 1:500) with mouse brain tissue lysate 4000ug.