

# B4GALT2 antibody

Catalog Number: 108393

## Product name

B4GALT2 antibody

## Specificity

human, mouse, rat; other species not tested.

## Antibody description

B4GALT2 Rabbit Polyclonal antibody. Positive WB detected in PC-3 cells, mouse brain tissue, mouse ovary tissue, mouse skeletal muscle tissue, mouse large intestine tissue. Positive IHC detected in human colon cancer. Observed molecular weight by Western-blot: 42-45kd

## Preparation

This antibody was obtained by immunization of B4GALT2 recombinant protein (Accession Number: BC002431). Purification method: Antigen affinity purified.

## Formulation

PBS with 0.02% sodium azide and 50% glycerol pH 7.3.

## Storage

Store at -20°C. DO NOT ALIQUOT

## Clonality

Polyclonal

## Ig Type

Rabbit IgG

## Applications

ELISA, WB, IHC


## Dilutions

Recommended Dilution:

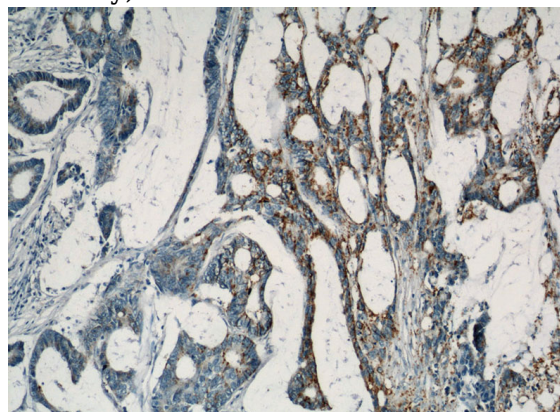
WB: 1:1000-1:10000

IHC: 1:20-1:200

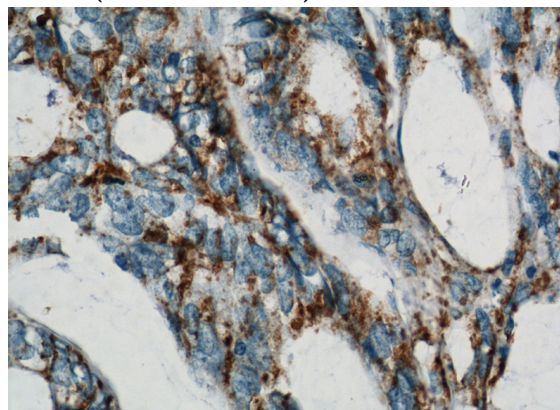
## Validations



PC-3 cells were subjected to SDS PAGE followed by western blot with Catalog No:108393(B4GALT2 antibody) at dilution of 1:1000



Immunohistochemical of paraffin-embedded human colon cancer using Catalog No:108393(B4GALT2 antibody) at dilution of 1:100 (under 10x lens)



Immunohistochemical of paraffin-embedded human colon cancer using Catalog

# B4GALT2 antibody



Catalog Number: 108393

---

No:108393(B4GALT2 antibody) at dilution of 1:100 (under 40x lens)