

Anti-SUZ12 (2B12) Mouse antibody



Catalog Number: 168393

Product name

Anti-SUZ12 (2B12) Mouse antibody

Specificity

Human

Antibody description

SUZ12 (2B12) Mouse monoclonal antibody

Preparation

Antigen: Purified recombinant fragment of human SUZ12 expressed in E. Coli.

Formulation

Ascitic fluid containing 0.03% sodium azide.

Storage

Store at 4°C short term. Store at -20°C long term. Avoid freeze / thaw cycle.

Clonality

Monoclonal

Ig Type

Mouse IgG1

Applications

WB, ICC/IF

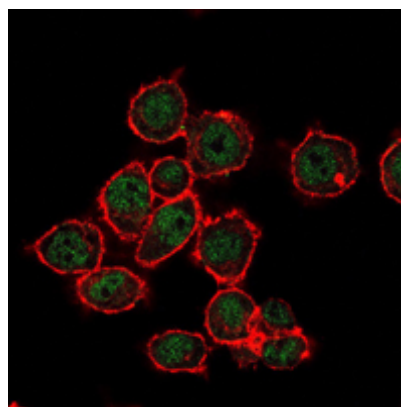
Dilutions

WB: 1/500 - 1/2000

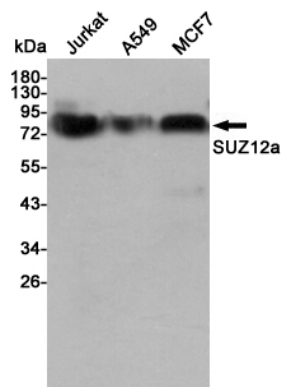
ICC: 1/200 - 1/1000

ELISA: 1/10000

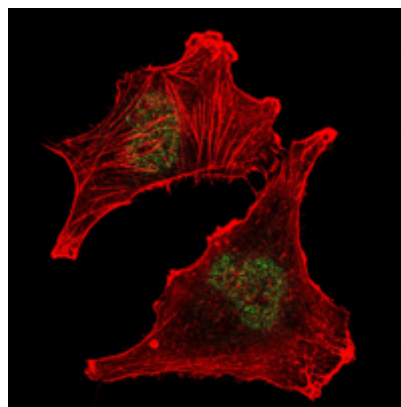
Validations



Immunofluorescence analysis of MCF-7 cells using SUZ12 mouse mAb (green). Red: Actin filaments have been labeled with Alexa Fluor-555 phalloidin.



Western blot detection of SUZ12 in Jurkat, A549 and MCF7 cell lysates using SUZ12 mouse mAb (1:1000 diluted). Predicted band size: 83KDa. Observed band size: 83KDa.



Immunofluorescence analysis of U251 cells using SUZ12 mouse mAb (green). Red: Actin filaments have been labeled with Alexa Fluor-555 phalloidin.