

REST antibody

Catalog Number: 114693

Product name

REST antibody

Specificity

Human; other species not tested.

Antibody description

REST Rabbit Polyclonal antibody. Positive IP detected in HeLa cells. Positive WB detected in L02 cells, HeLa cells, HepG2 cells. Observed molecular weight by Western-blot: 200 kDa

Preparation

This antibody was obtained by immunization of REST recombinant protein (Accession Number: XM_011534401). Purification method: Antigen affinity purified.

Formulation

PBS with 0.02% sodium azide and 50% glycerol pH 7.3.

Storage

Store at -20°C. DO NOT ALIQUOT

Clonality

Polyclonal

Ig Type

Rabbit IgG

Applications

ELISA, WB, IP


Dilutions

Recommended Dilution:


WB: 1:200-1:2000

IP: 1:500-1:5000

Validations

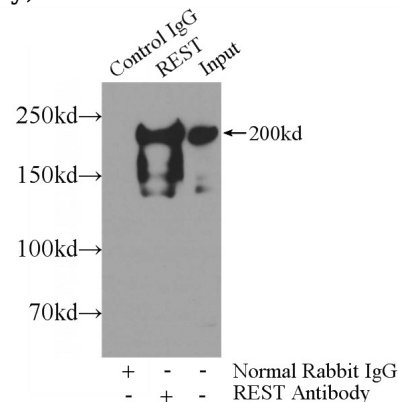


L02 cells were subjected to SDS PAGE followed by western blot with Catalog No:114693(REST



Antibody) at dilution of 1:600

HeLa cells were subjected to SDS PAGE followed by western blot with Catalog No:114693(REST Antibody) at dilution of 1:1500



IP Result of anti-REST (IP:Catalog No:114693, 5ug; Detection:Catalog No:114693 1:1000) with HeLa cells lysate 2720ug.