

CCDC94 antibody

Catalog Number: 108993

Product name

CCDC94 antibody

Specificity

human, mouse, rat; other species not tested.

Antibody description

CCDC94 Rabbit Polyclonal antibody. Positive IHC detected in human placenta. Positive WB detected in mouse brain tissue. Observed molecular weight by Western-blot: 37-40kd

Preparation

This antibody was obtained by immunization of CCDC94 recombinant protein (Accession Number: NM_018074). Purification method: Antigen affinity purified.

Formulation

PBS with 0.02% sodium azide and 50% glycerol pH 7.3.

Storage

Store at -20°C. DO NOT ALIQUOT

Clonality

Polyclonal

Ig Type

Rabbit IgG

Applications

ELISA, WB, IHC


Dilutions

Recommended Dilution:

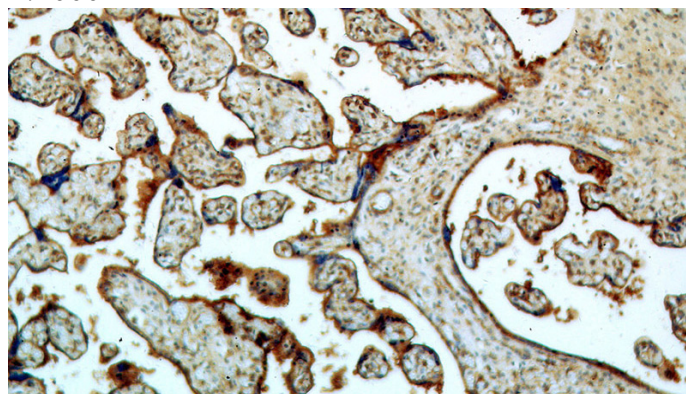
WB: 1:500-1:5000

IHC: 1:20-1:200

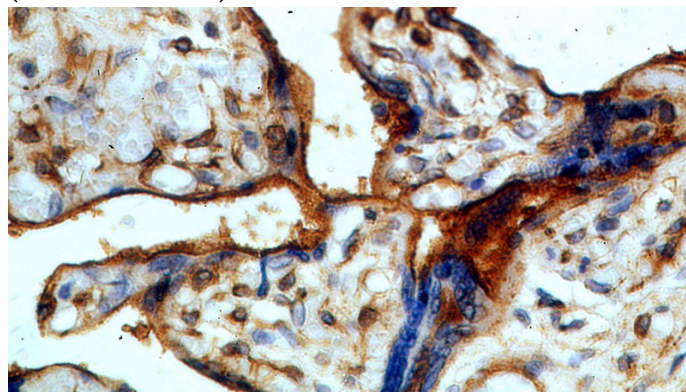
Validations



mouse brain tissue were subjected to SDS PAGE followed by western blot with Catalog No:108993(CCDC94 antibody) at dilution of 1:1000



Immunohistochemical of paraffin-embedded human placenta using Catalog No:108993(CCDC94 antibody) at dilution of 1:50 (under 10x lens)



Immunohistochemical of paraffin-embedded human placenta using Catalog No:108993(CCDC94 antibody) at dilution of 1:50 (under 40x lens)