

# PAICS antibody

Catalog Number: 113493

## Product name

PAICS antibody

## Specificity

Human, Mouse, Rat; other species not tested.

## Antibody description

PAICS Rabbit Polyclonal antibody. Positive FC detected in HeLa cells. Positive IHC detected in human liver tissue, human testis tissue. Positive WB detected in Jurkat cells, HeLa cells, mouse brain tissue, mouse heart tissue, Raji cells. Observed molecular weight by Western-blot: 47kd

## Preparation

This antibody was obtained by immunization of PAICS recombinant protein (Accession Number: NM\_001079524). Purification method: Antigen affinity purified.

## Formulation

PBS with 0.02% sodium azide and 50% glycerol pH 7.3.

## Storage

Store at -20°C. DO NOT ALIQUOT

## Clonality

Polyclonal

## Ig Type

Rabbit IgG

## Applications

ELISA, IHC, FC, WB

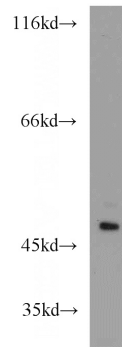
## Dilutions

Recommended Dilution:

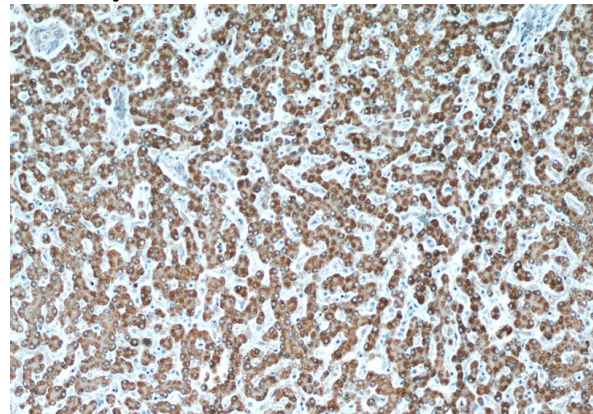
WB: 1:500-1:5000

IHC: 1:20-1:200

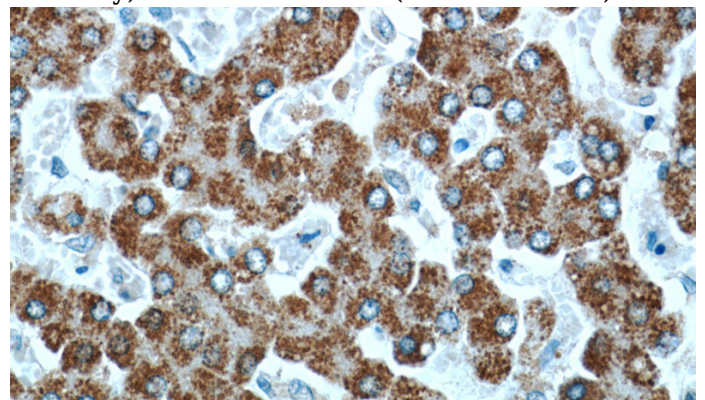
## Validations



Jurkat cells were subjected to SDS PAGE followed by western blot with Catalog No:113493(PAICS antibody) at dilution of 1:1000



Immunohistochemical of paraffin-embedded human liver using Catalog No:113493(PAICS antibody) at dilution of 1:50 (under 10x lens)



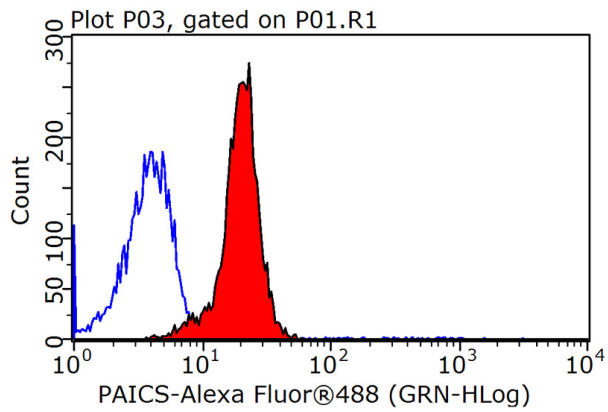
Immunohistochemical of paraffin-embedded human liver using Catalog No:113493(PAICS antibody) at dilution of 1:50 (under 40x lens)

# PAICS antibody



Catalog Number: 113493

---



1X10<sup>6</sup> HeLa cells were stained with 0.2ug PAICS antibody (Catalog No:113493, red) and control antibody (blue). Fixed with 90% MeOH blocked with 3% BSA (30 min). Alexa Fluor 488-conjugated AffiniPure Goat Anti-Rabbit IgG(H+L) with dilution 1:1500.