

VPS34 antibody

Catalog Number: 116783

Product name

VPS34 antibody

Specificity

Human, Mouse, Rat; other species not tested.

Antibody description

VPS34 Rabbit Polyclonal antibody. Positive IHC detected in human heart tissue. Positive WB detected in HeLa cells, mouse lung tissue, mouse testis tissue. Observed molecular weight by Western-blot: 102 kDa

Preparation

This antibody was obtained by immunization of Recombinant Protein (Accession Number: NM_002647). Purification method: Antigen affinity purified.

Formulation

PBS with 0.02% sodium azide and 50% glycerol pH 7.3.

Storage

Store at -20°C. DO NOT ALIQUOT

Clonality

Polyclonal

Ig Type

Rabbit IgG

Applications

ELISA, WB, IHC


Dilutions

Recommended Dilution:

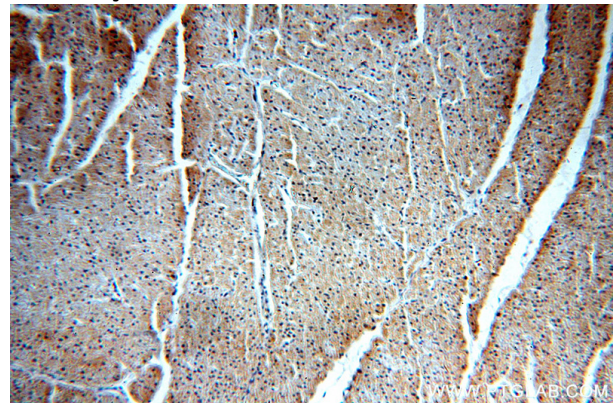
WB: 1:500-1:5000

IHC: 1:20-1:200

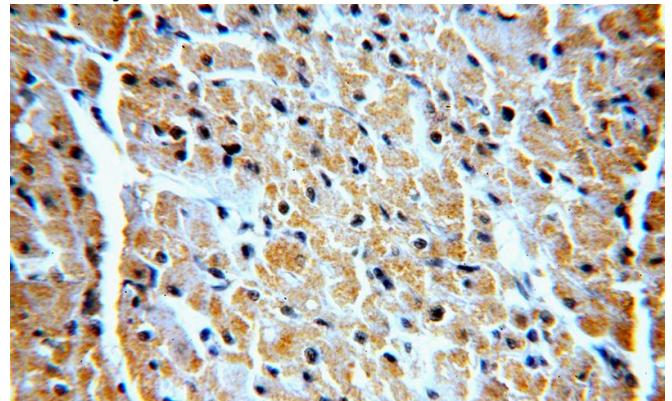
Validations



HeLa cells were subjected to SDS PAGE followed by western blot with Catalog No:116783(PIK3C3 antibody) at dilution of 1:800



Immunohistochemical of paraffin-embedded human heart using Catalog No:116783(PIK3C3 antibody) at dilution of 1:100 (under 10x lens)



Immunohistochemical of paraffin-embedded human heart using Catalog No:116783(PIK3C3 antibody) at dilution of 1:100 (under 40x lens)