

EPHB4 antibody



Catalog Number: 110383

Product name

EPHB4 antibody

WB: 1:500-1:5000

IHC: 1:20-1:200

Specificity

Human, Mouse, Rat; other species not tested.

Antibody description

EPHB4 Rabbit Polyclonal antibody. Positive WB detected in rat testis tissue, DU 145 cells, HeLa cells, HT-1080 cells, PC-3 cells. Positive FC detected in Jurkat cells. Positive IHC detected in human placenta tissue, human lung cancer tissue, human pancreas tissue. Observed molecular weight by Western-blot: 110-120 kDa

Preparation

This antibody was obtained by immunization of EPHB4 recombinant protein (Accession Number: NM_004444). Purification method: Antigen affinity purified.

Formulation

PBS with 0.02% sodium azide and 50% glycerol pH 7.3.

Storage

Store at -20°C. DO NOT ALIQUOT

Clonality

Polyclonal

Ig Type

Rabbit IgG


Applications

ELISA, IHC, FC, WB

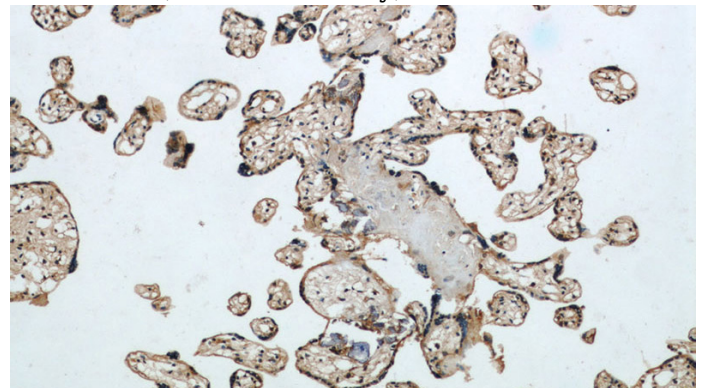
Dilutions

Recommended Dilution:

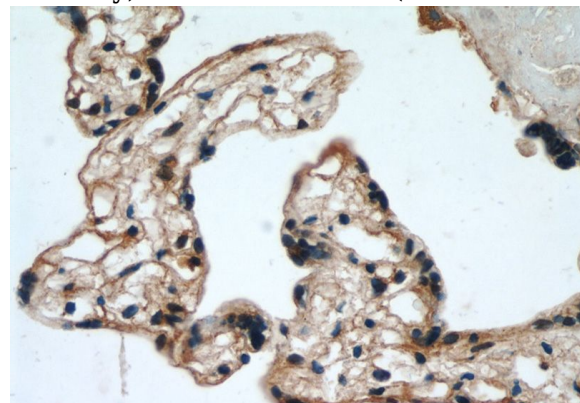
Validations



rat testis tissue were subjected to SDS PAGE followed by western blot with Catalog No:110383(EPHB4 Antibody) at dilution of 1:1000



Immunohistochemical of paraffin-embedded human placenta using Catalog No:110383(EPHB4 antibody) at dilution of 1:50 (under 10x lens)



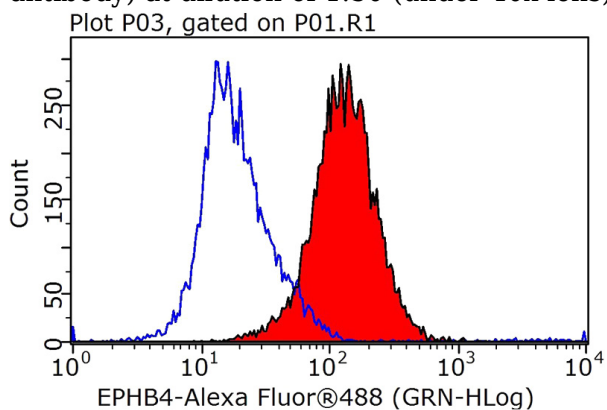
Immunohistochemical of paraffin-embedded human placenta using Catalog No:110383(EPHB4

EPHB4 antibody



Catalog Number: 110383

antibody) at dilution of 1:50 (under 40x lens)



1X10⁶ Jurkat cells were stained with 0.5ug EPHB4 antibody (Catalog No:110383, red) and control antibody (blue). Fixed with 90% MeOH blocked with 3% BSA (30 min). Alexa Fluor 488-conjugated AffiniPure Goat Anti-Rabbit IgG(H+L) with dilution 1:1000.